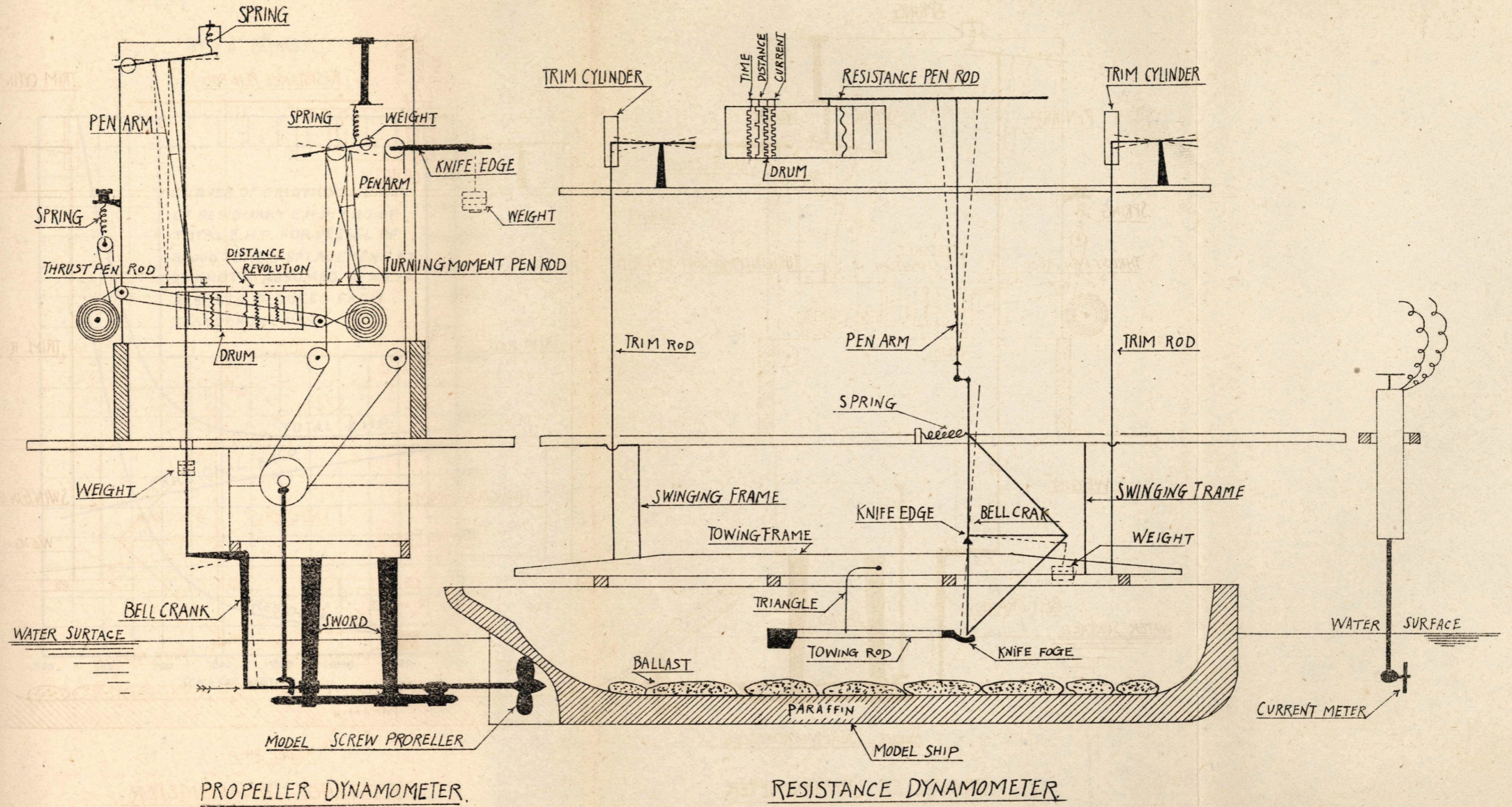


PROPELLER DYNAMOMETER.

推進器



推進器

第15图(B)

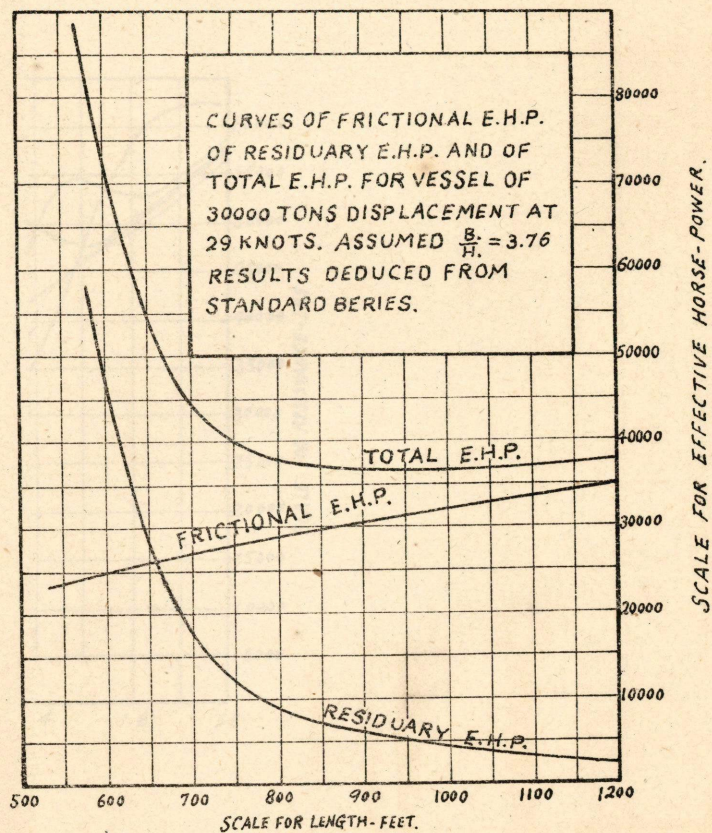


Fig. 1

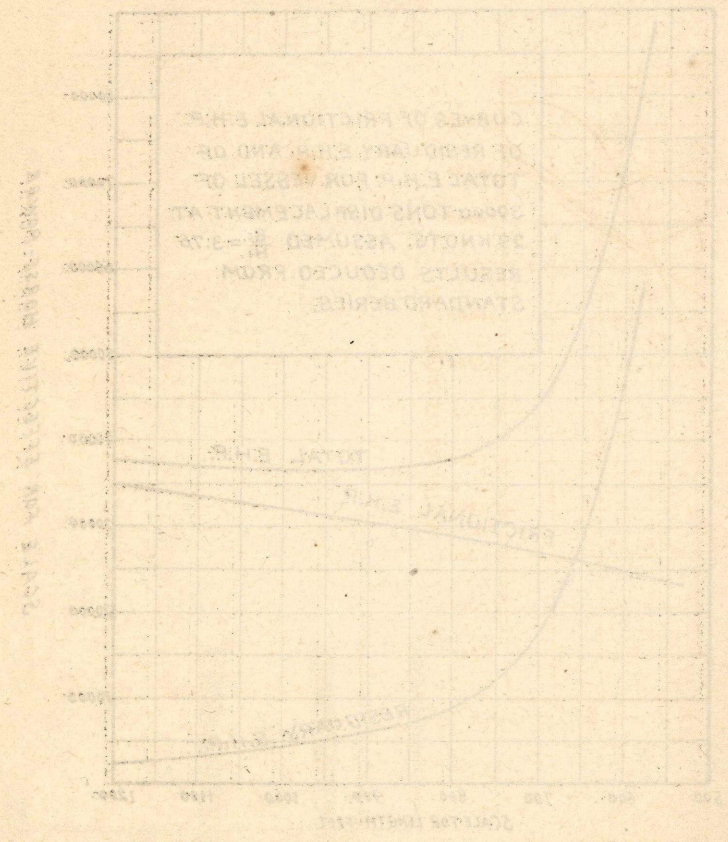


Fig. 2


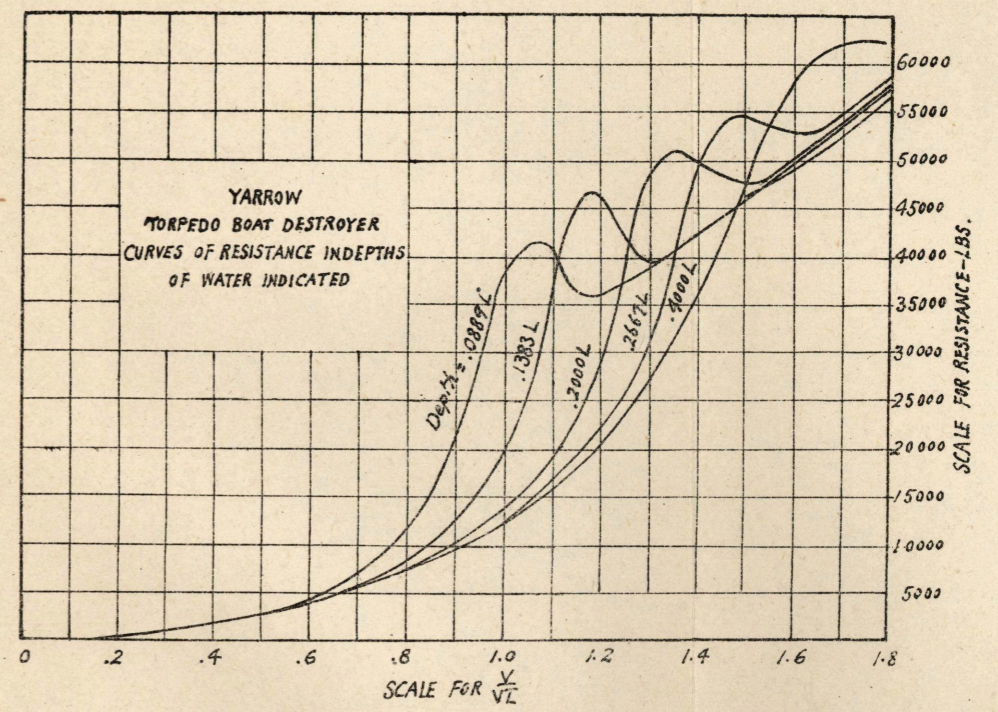


Fig. 3

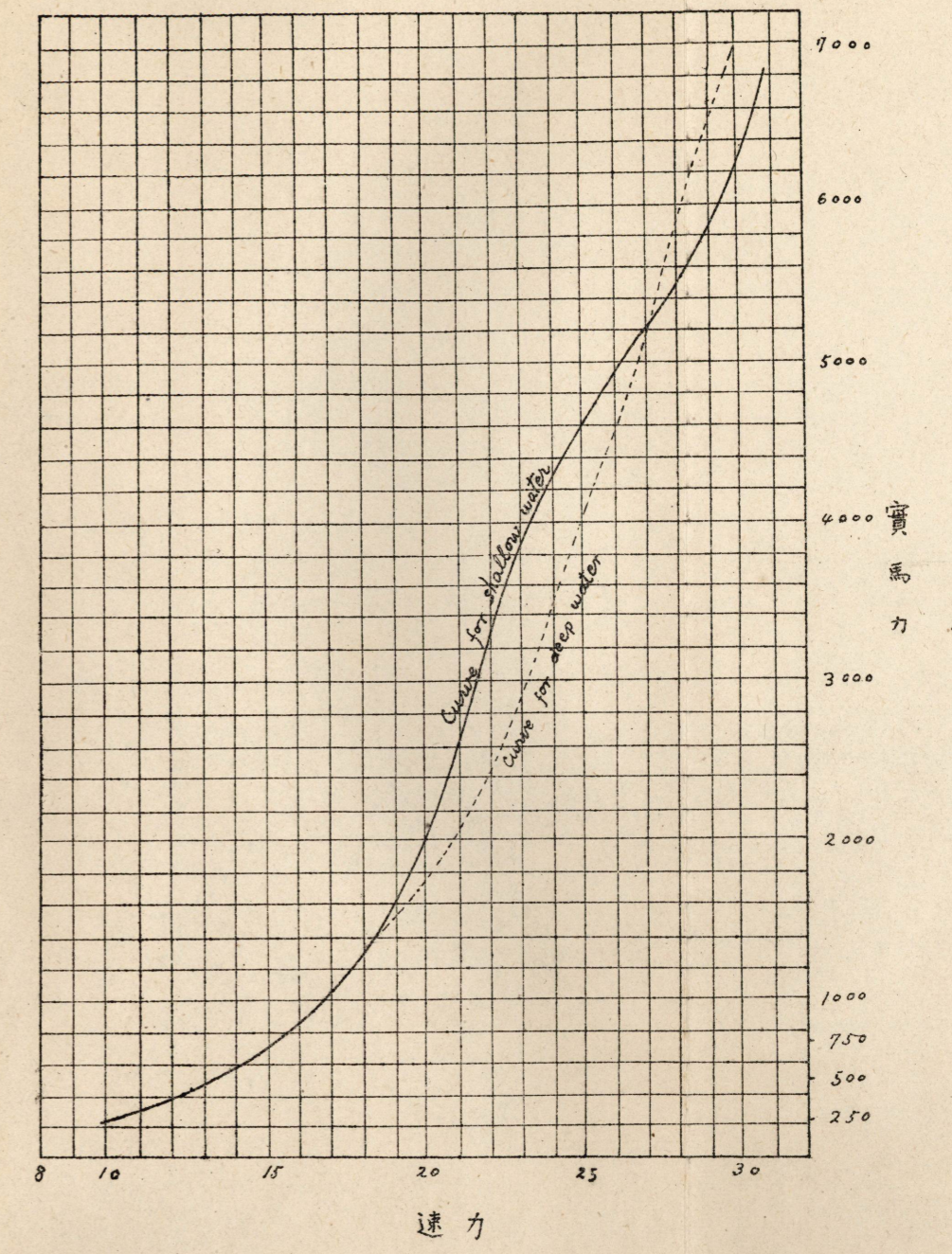
第16图 (A)





THE DEPTH OF WATER FOR EACH CURVE IS INDICATED ON THE CURVE EXPRESSED AS A FRACTION OF THE LENGTH OF THE VESSEL.

梅庭

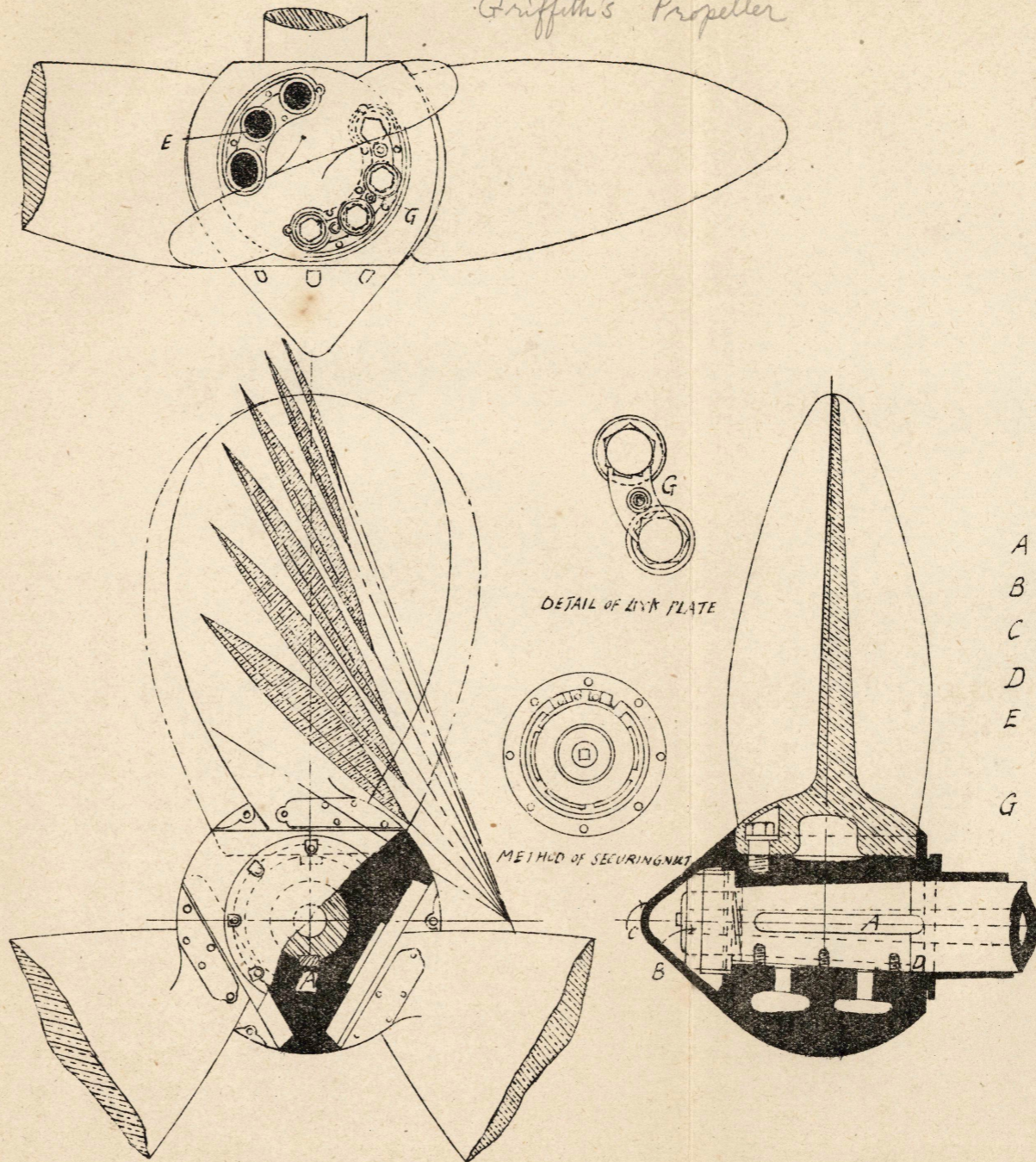
第16圖(B)







推進石

第17圖A
Griffith's Propeller



- A 楔 (Longitudinal key)
- B 蓋螺 (Cap nut)
- C 保護板 (Keep plate)
- D 換坐 (Stuffing box) 海水腐蝕作用防止
- E 節變使用橈内孔 (螺釘の間 = 青銅若クハ「リグナムバイツ」, 「ストツフ挿入ス」)
- G 翼取付用螺釘, 止板



第 17 图

(B)

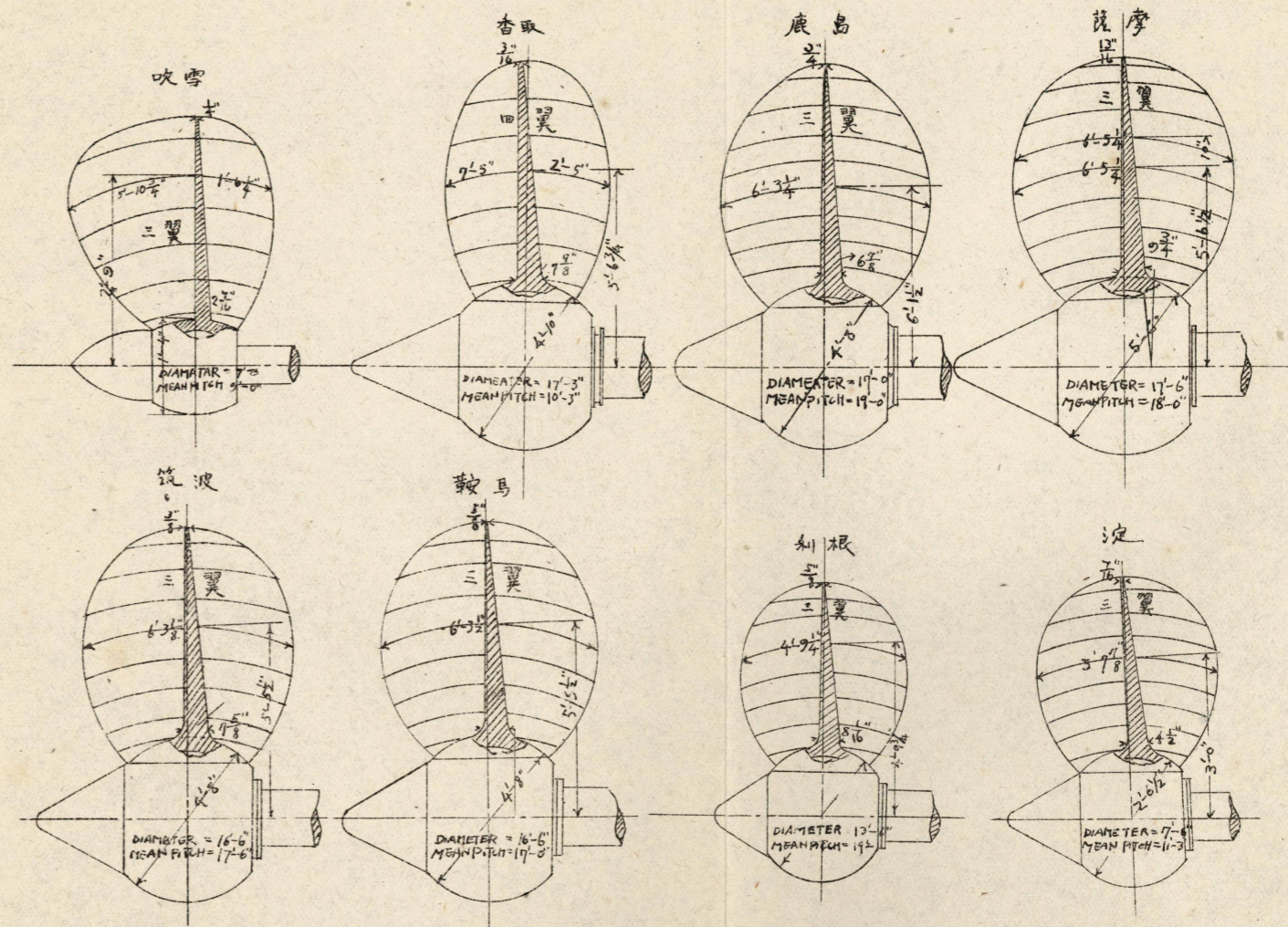


Plate 1



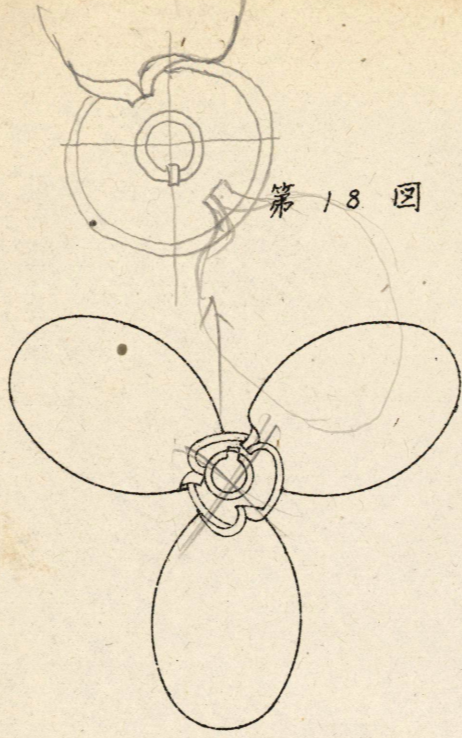


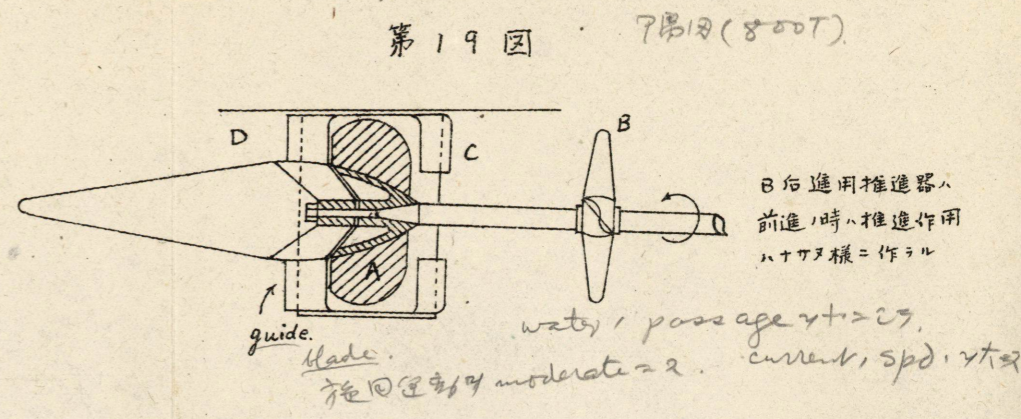
Plate 2



Small vertical text or signature at the bottom of the right page.



第 18 図

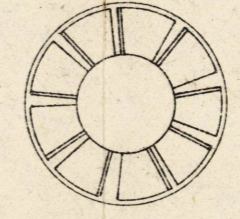


第 19 図 7 号機 (800T)

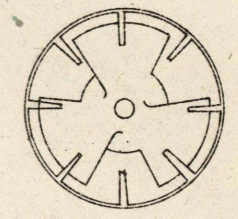
B 右進用推進器
前進時ハ推進作用
ハナナ様ニ作ラル

water passage vt = 2.3
current, spd. vt = 2
rotation moderate = 2


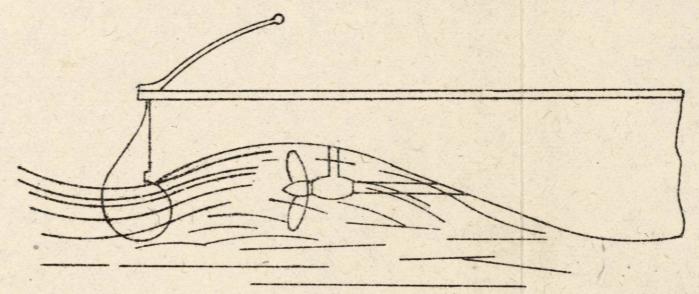
Cヨリ見たる図




Dヨリ見たる図




第 20 図






(四)



18
A 5

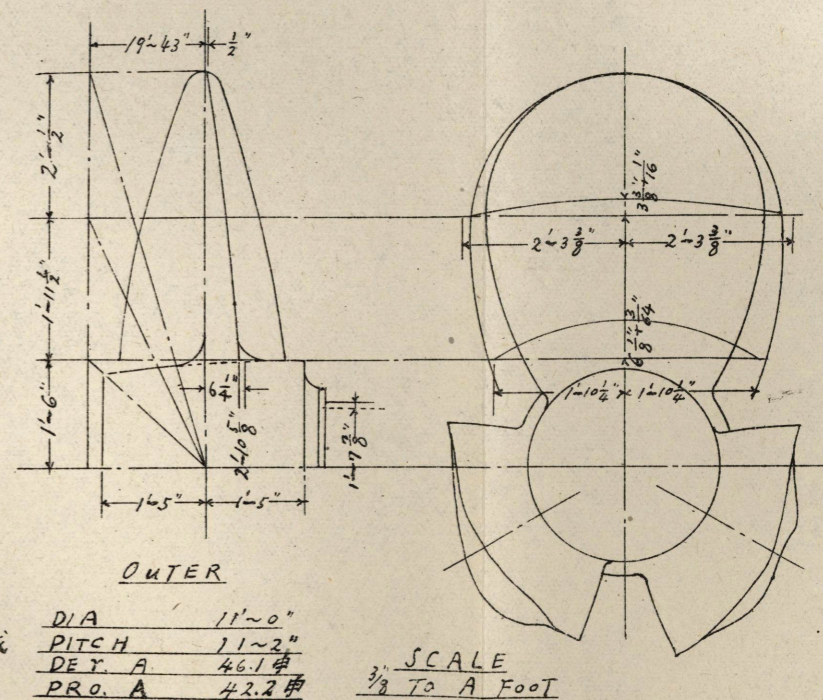
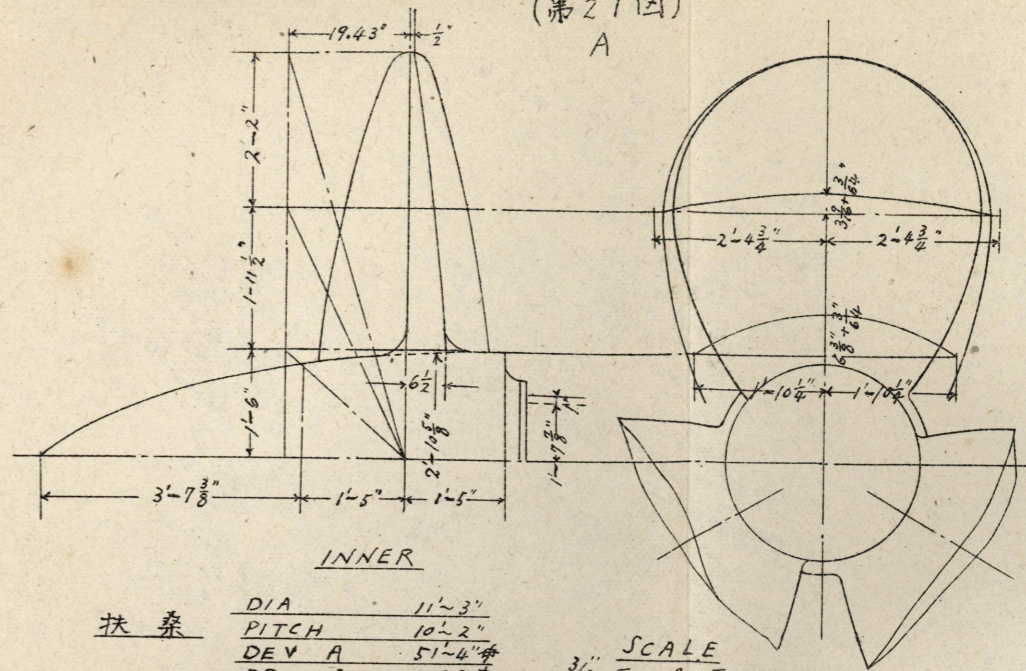



18
A 5

目一


(第21图)

A






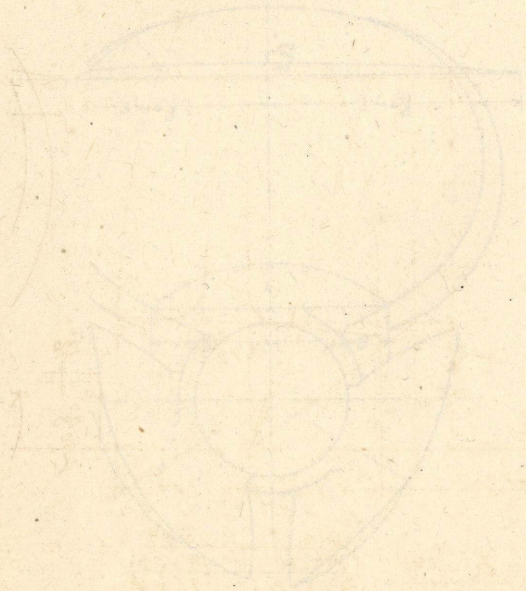
IN 1868
 1868
 1868
 1868



1868
 1868
 1868
 1868


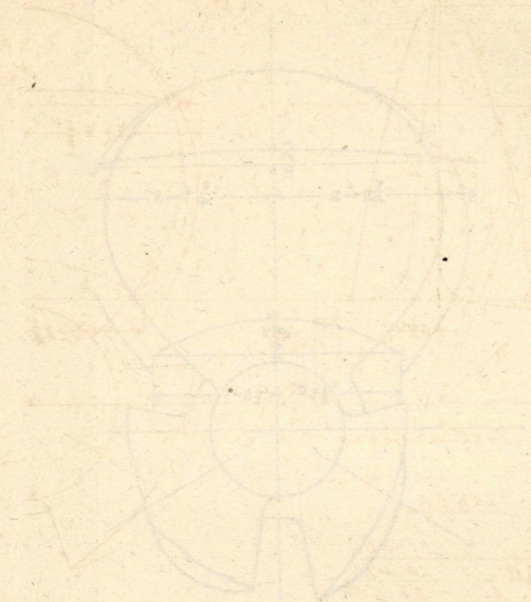


1868
 1868



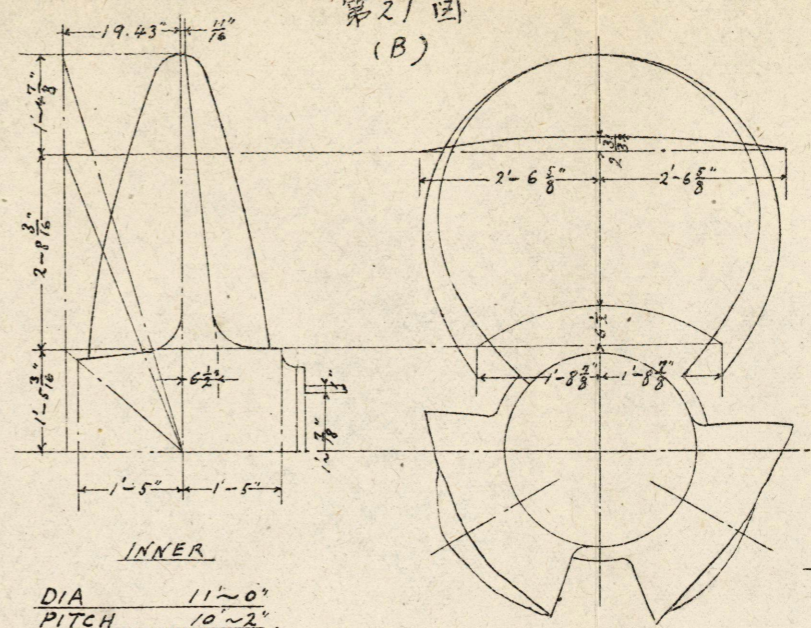
1868
 1868

1868



推進器十五

第21圖
(B)

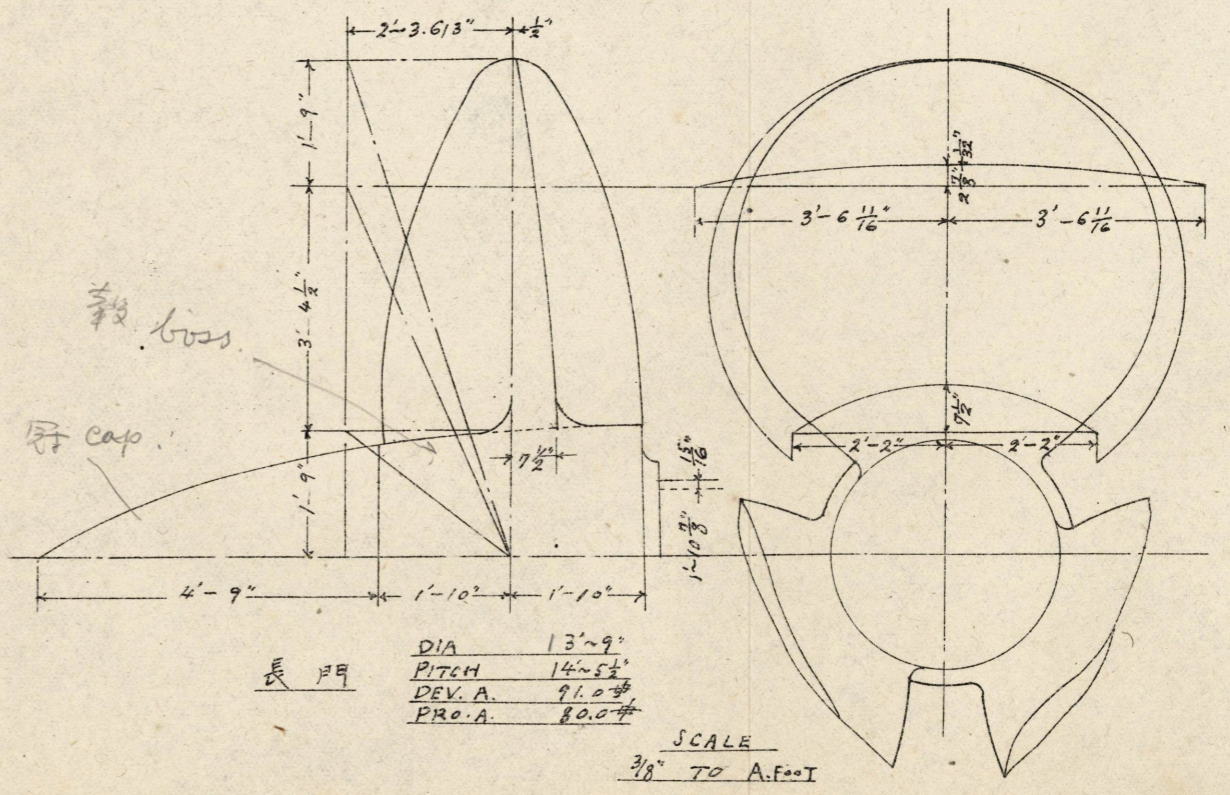


INNER

SCALE
3/8" TO A FOOT

山城

DIA	11~0"
PITCH	10~2"
DEV. A.	52.6
PRO. A.	41.1



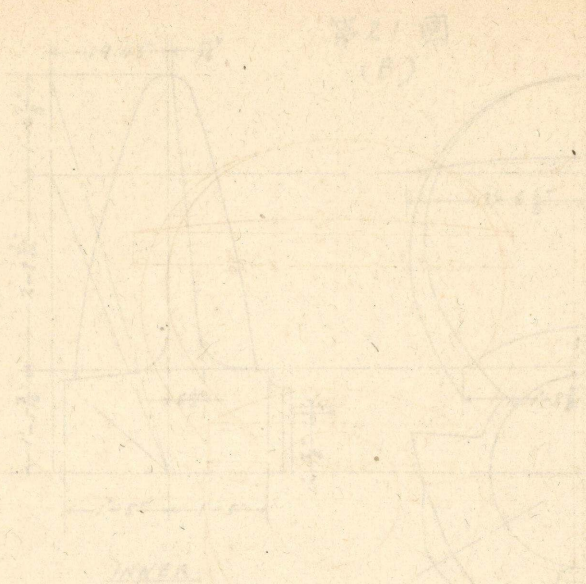
長門

DIA	13~9"
PITCH	14~5 1/2"
DEV. A.	91.0
PRO. A.	80.0


SCALE
3/8" TO A FOOT

教 boss

冠 cap




DIA 11-00
 PITCH 10-00
 ELEV. A 12-00
 PROJ. A 16-00



DIA 11-00
 PITCH 10-00
 ELEV. A 12-00
 PROJ. A 16-00

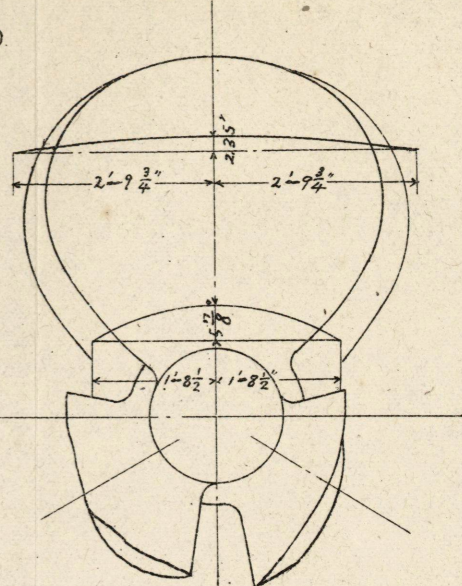
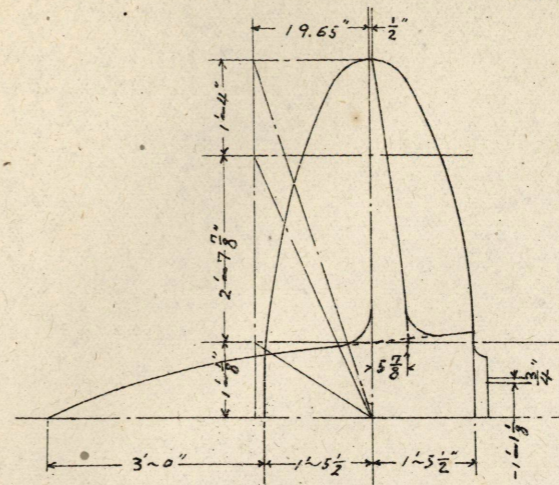
10-00
 12-00



10-00
 12-00

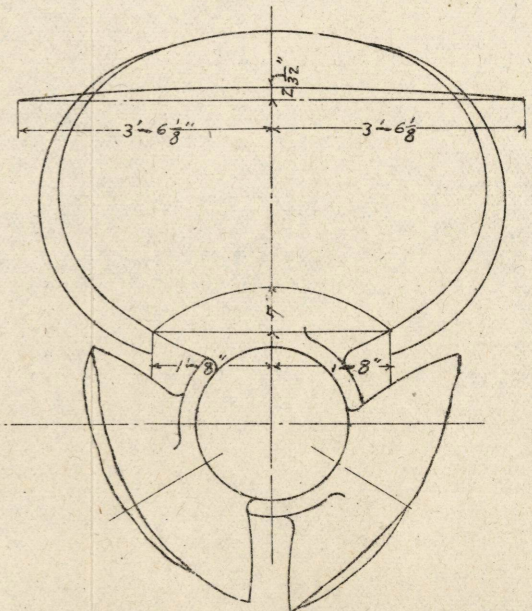
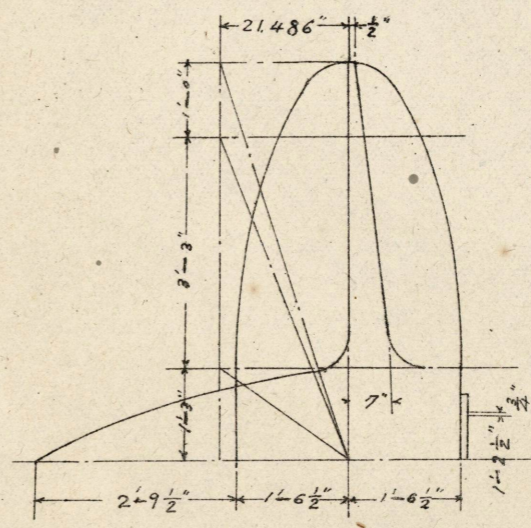
(第 21 图)

(C)



天龍	DIA	10'-0"
龍田	PITCH	10'-3 1/2"
	DEV. A.	54.6 甲
	PRO A.	48.4 甲

SCALE
3/8" TO 1 FT.




球磨	DIA	11'-0"
多磨	PITCH	11'-3"
	DEV. A.	72.102 甲
	PRO A.	64. 甲

SCALE
3/8" TO 1 FT.

推温

100

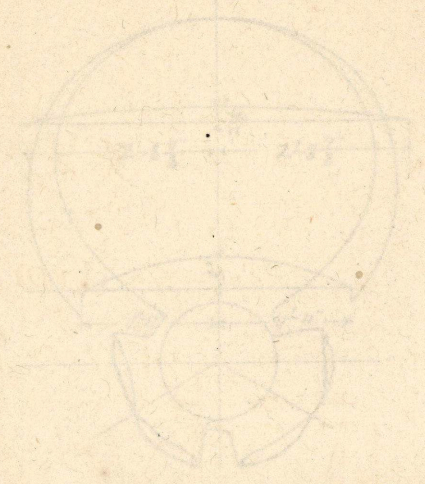
推温




1. 推温
 2. 推温
 3. 推温
 4. 推温
 5. 推温
 6. 推温
 7. 推温
 8. 推温
 9. 推温
 10. 推温
 11. 推温
 12. 推温
 13. 推温
 14. 推温
 15. 推温
 16. 推温
 17. 推温
 18. 推温
 19. 推温
 20. 推温
 21. 推温
 22. 推温
 23. 推温
 24. 推温
 25. 推温
 26. 推温
 27. 推温
 28. 推温
 29. 推温
 30. 推温
 31. 推温
 32. 推温
 33. 推温
 34. 推温
 35. 推温
 36. 推温
 37. 推温
 38. 推温
 39. 推温
 40. 推温
 41. 推温
 42. 推温
 43. 推温
 44. 推温
 45. 推温
 46. 推温
 47. 推温
 48. 推温
 49. 推温
 50. 推温
 51. 推温
 52. 推温
 53. 推温
 54. 推温
 55. 推温
 56. 推温
 57. 推温
 58. 推温
 59. 推温
 60. 推温
 61. 推温
 62. 推温
 63. 推温
 64. 推温
 65. 推温
 66. 推温
 67. 推温
 68. 推温
 69. 推温
 70. 推温
 71. 推温
 72. 推温
 73. 推温
 74. 推温
 75. 推温
 76. 推温
 77. 推温
 78. 推温
 79. 推温
 80. 推温
 81. 推温
 82. 推温
 83. 推温
 84. 推温
 85. 推温
 86. 推温
 87. 推温
 88. 推温
 89. 推温
 90. 推温
 91. 推温
 92. 推温
 93. 推温
 94. 推温
 95. 推温
 96. 推温
 97. 推温
 98. 推温
 99. 推温
 100. 推温



1. 推温
 2. 推温
 3. 推温
 4. 推温
 5. 推温
 6. 推温
 7. 推温
 8. 推温
 9. 推温
 10. 推温
 11. 推温
 12. 推温
 13. 推温
 14. 推温
 15. 推温
 16. 推温
 17. 推温
 18. 推温
 19. 推温
 20. 推温
 21. 推温
 22. 推温
 23. 推温
 24. 推温
 25. 推温
 26. 推温
 27. 推温
 28. 推温
 29. 推温
 30. 推温
 31. 推温
 32. 推温
 33. 推温
 34. 推温
 35. 推温
 36. 推温
 37. 推温
 38. 推温
 39. 推温
 40. 推温
 41. 推温
 42. 推温
 43. 推温
 44. 推温
 45. 推温
 46. 推温
 47. 推温
 48. 推温
 49. 推温
 50. 推温
 51. 推温
 52. 推温
 53. 推温
 54. 推温
 55. 推温
 56. 推温
 57. 推温
 58. 推温
 59. 推温
 60. 推温
 61. 推温
 62. 推温
 63. 推温
 64. 推温
 65. 推温
 66. 推温
 67. 推温
 68. 推温
 69. 推温
 70. 推温
 71. 推温
 72. 推温
 73. 推温
 74. 推温
 75. 推温
 76. 推温
 77. 推温
 78. 推温
 79. 推温
 80. 推温
 81. 推温
 82. 推温
 83. 推温
 84. 推温
 85. 推温
 86. 推温
 87. 推温
 88. 推温
 89. 推温
 90. 推温
 91. 推温
 92. 推温
 93. 推温
 94. 推温
 95. 推温
 96. 推温
 97. 推温
 98. 推温
 99. 推温
 100. 推温



1. 推温
 2. 推温
 3. 推温
 4. 推温
 5. 推温
 6. 推温
 7. 推温
 8. 推温
 9. 推温
 10. 推温
 11. 推温
 12. 推温
 13. 推温
 14. 推温
 15. 推温
 16. 推温
 17. 推温
 18. 推温
 19. 推温
 20. 推温
 21. 推温
 22. 推温
 23. 推温
 24. 推温
 25. 推温
 26. 推温
 27. 推温
 28. 推温
 29. 推温
 30. 推温
 31. 推温
 32. 推温
 33. 推温
 34. 推温
 35. 推温
 36. 推温
 37. 推温
 38. 推温
 39. 推温
 40. 推温
 41. 推温
 42. 推温
 43. 推温
 44. 推温
 45. 推温
 46. 推温
 47. 推温
 48. 推温
 49. 推温
 50. 推温
 51. 推温
 52. 推温
 53. 推温
 54. 推温
 55. 推温
 56. 推温
 57. 推温
 58. 推温
 59. 推温
 60. 推温
 61. 推温
 62. 推温
 63. 推温
 64. 推温
 65. 推温
 66. 推温
 67. 推温
 68. 推温
 69. 推温
 70. 推温
 71. 推温
 72. 推温
 73. 推温
 74. 推温
 75. 推温
 76. 推温
 77. 推温
 78. 推温
 79. 推温
 80. 推温
 81. 推温
 82. 推温
 83. 推温
 84. 推温
 85. 推温
 86. 推温
 87. 推温
 88. 推温
 89. 推温
 90. 推温
 91. 推温
 92. 推温
 93. 推温
 94. 推温
 95. 推温
 96. 推温
 97. 推温
 98. 推温
 99. 推温
 100. 推温



推温



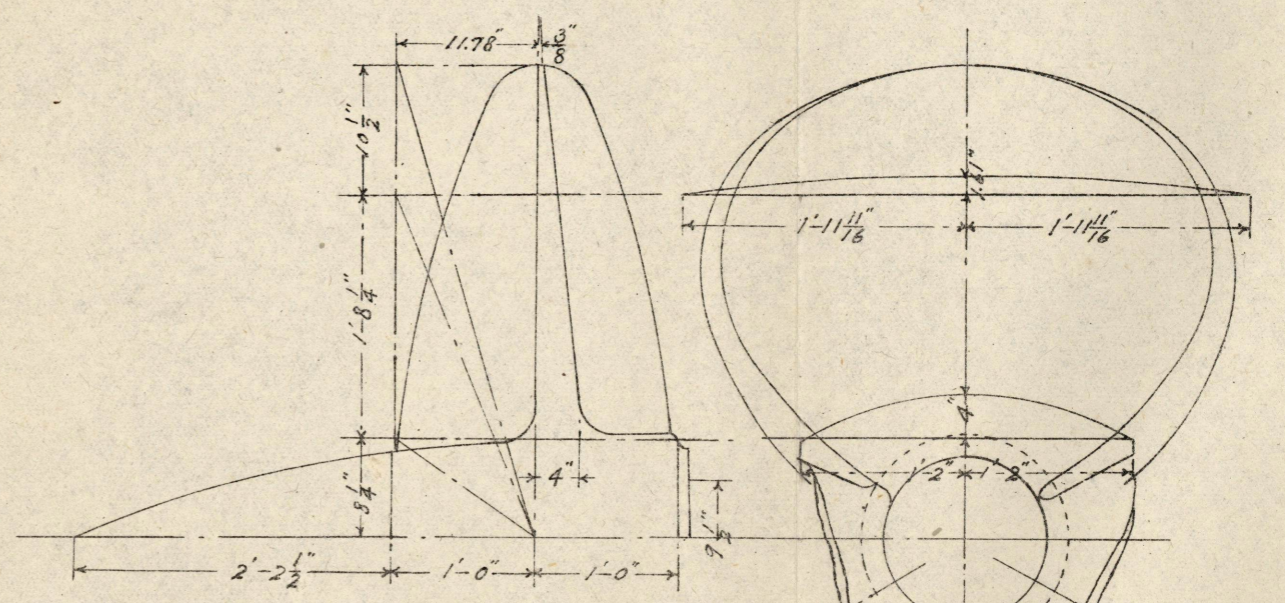
SCALE
3/4 TO A FOOT



推遲者十才

第 21 圖

(D)





天津凡級
桶級
排級予備

DIA. 6'-6"
PITCH. 6'-2"
DEV. A 25.22 1/2
PRO. A 22.4 1/2

SCALE
3/4 TO A FOOT



第27圖





不計孔徑
 補強
 換置干道

200.00
 200.00
 200.00



第51

(E)



不計孔徑



不計孔徑

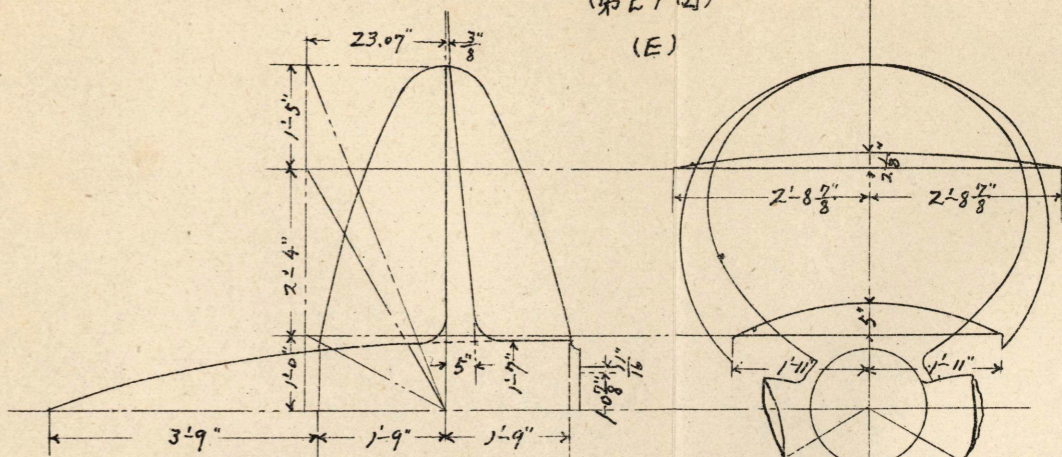


15第

(E)

(第21圖)

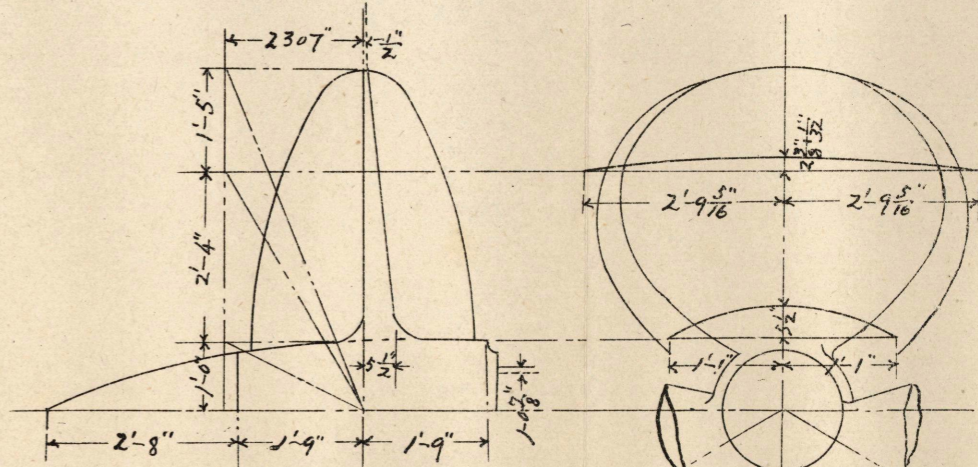
(E)



江風

DIA.	9-6"
PITCH	12-1"
DEV.A	52.06
PRO.A	42.65

SCALE
3/8" TO A FOOT.

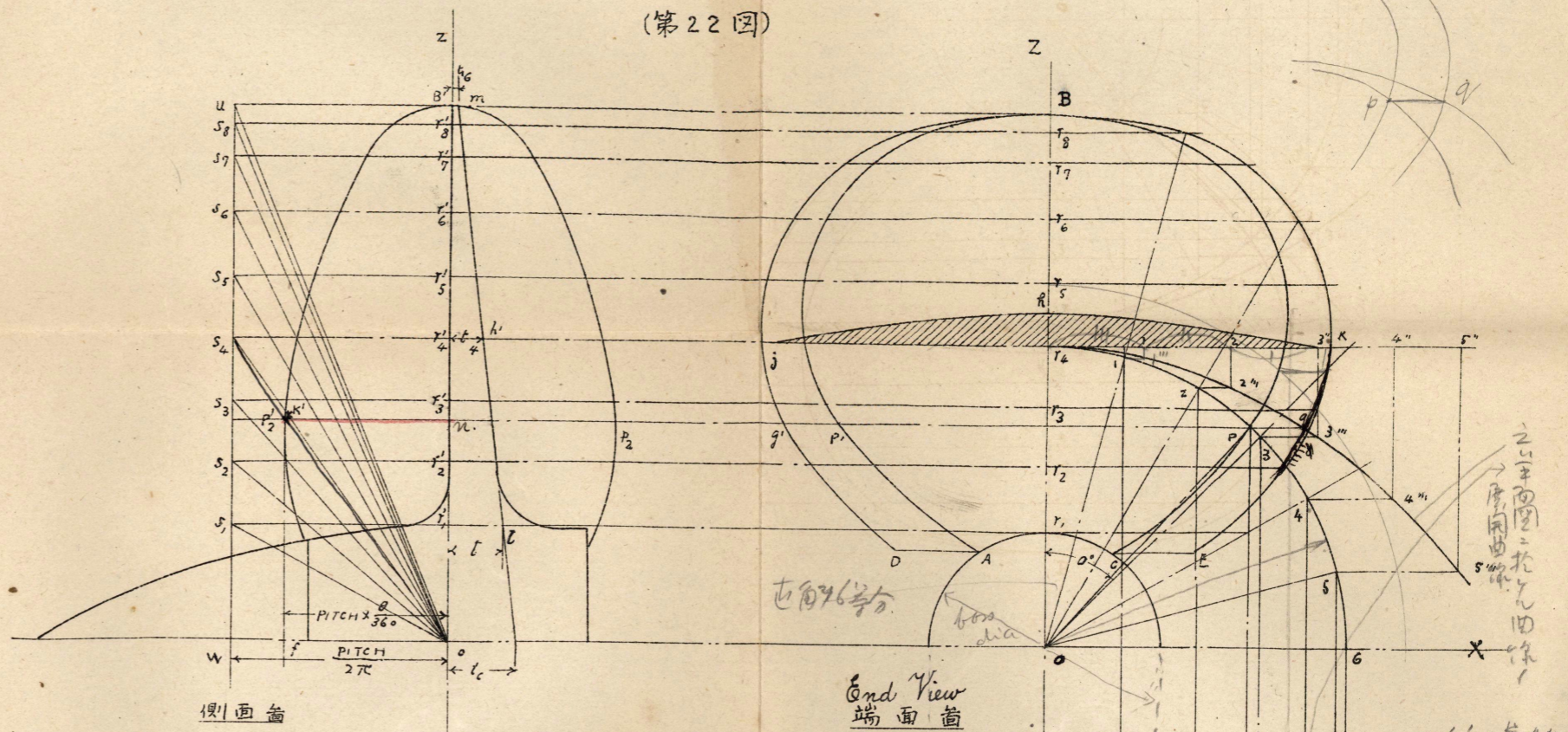


谷風

DIA.	9-6"
PITCH	12-1"
DEV.A	51.5
PRO.A	42.65

推進器十八

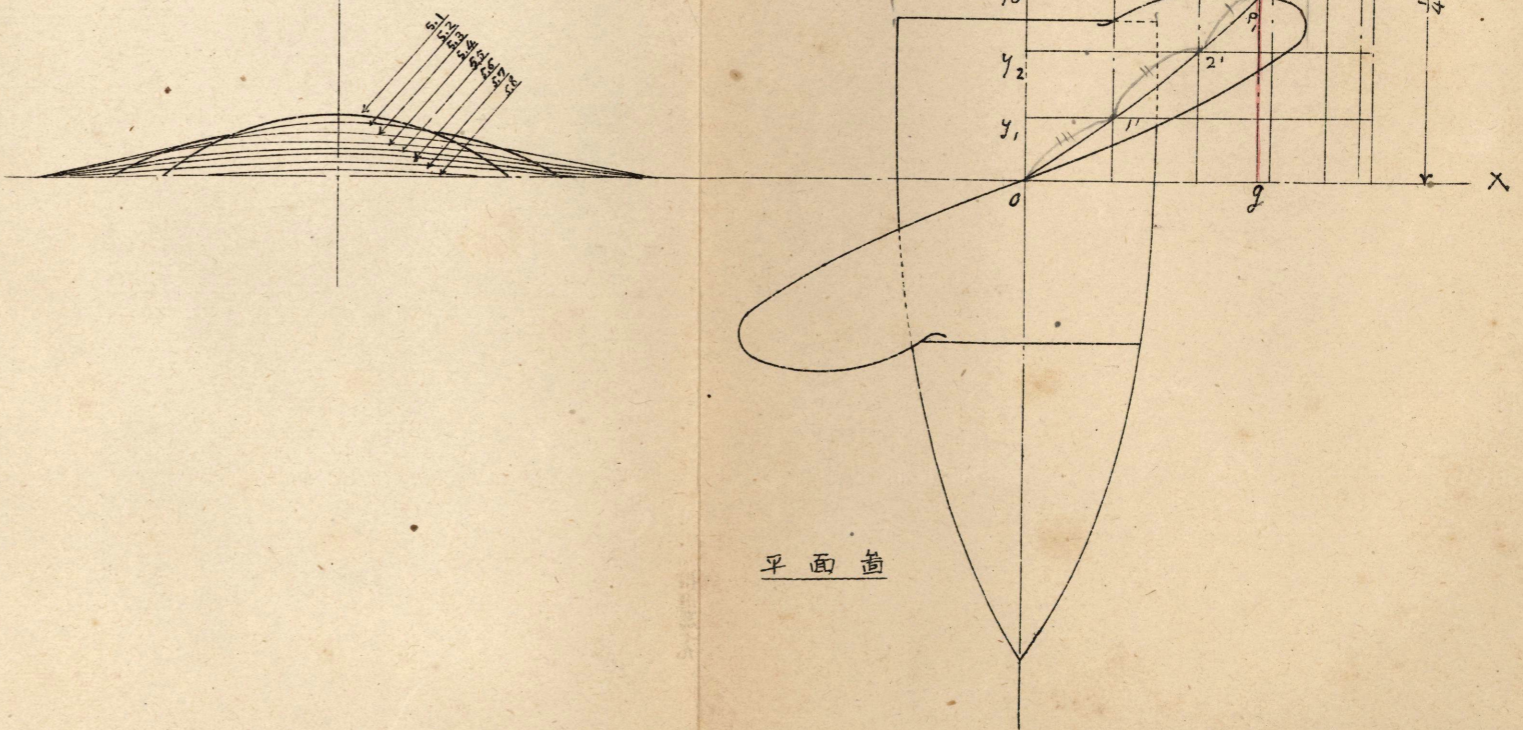
(第22图)



侧面图

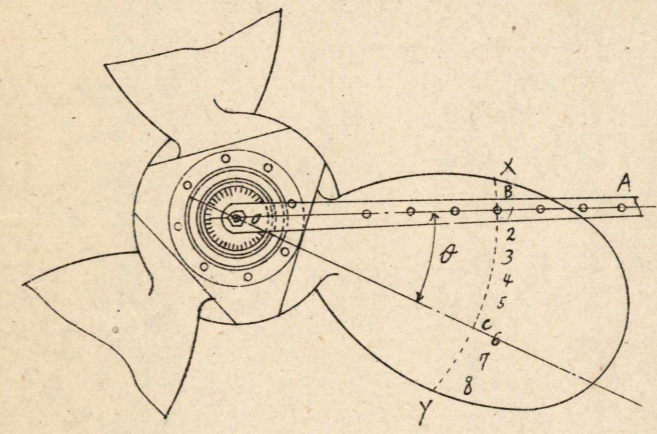
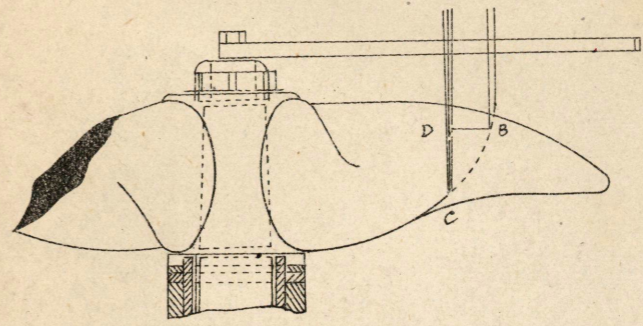
End View
端面图

第23图



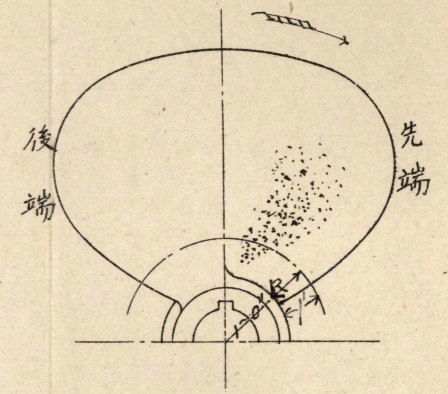
平面图

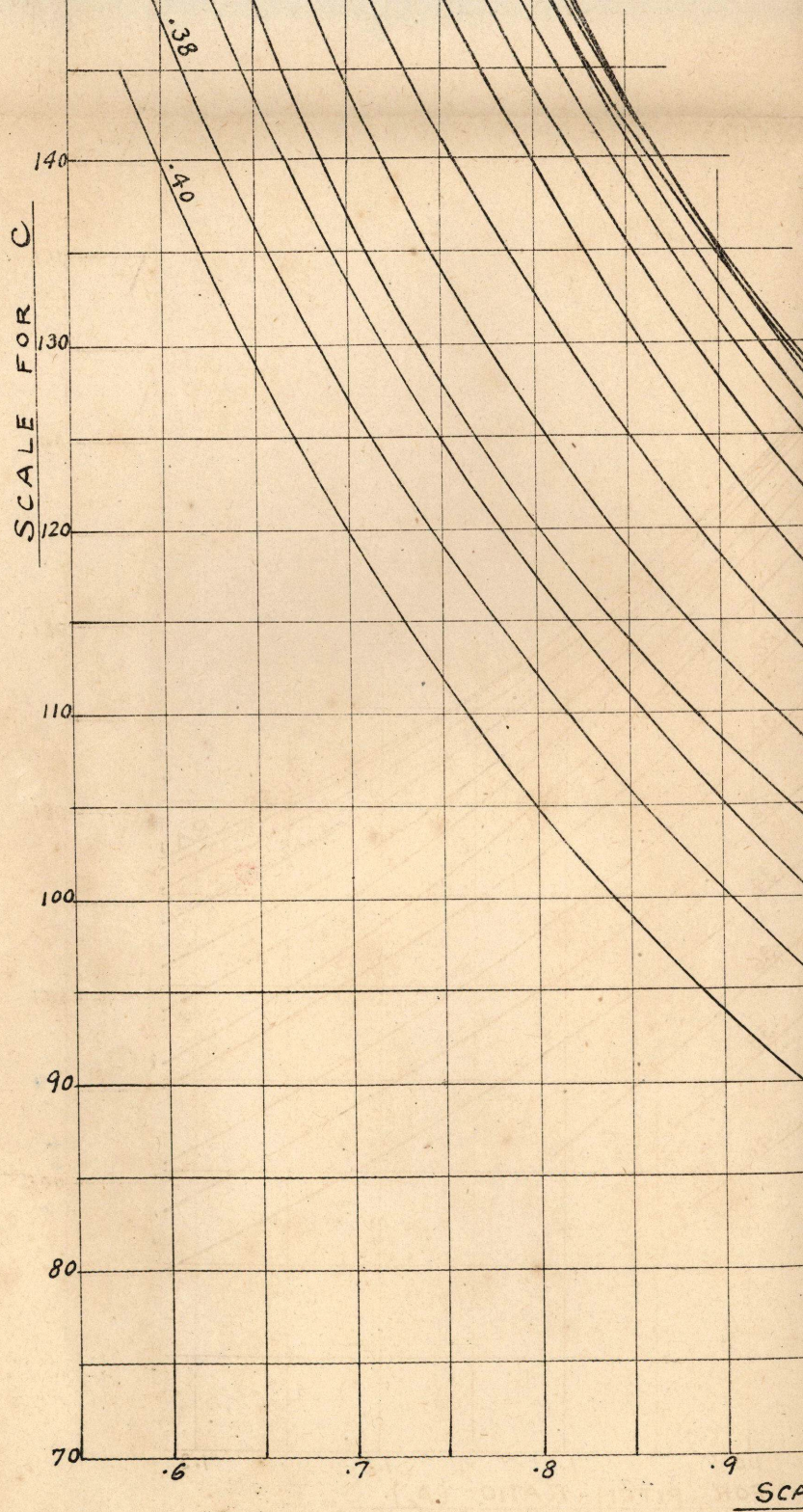
第 2 4 図



Y 任意半径
 XY 棒 = 依リテ畫カラル弧
 BC 節 = 要スル間ノ長
 θ 其ノ角度

第 2 5 図



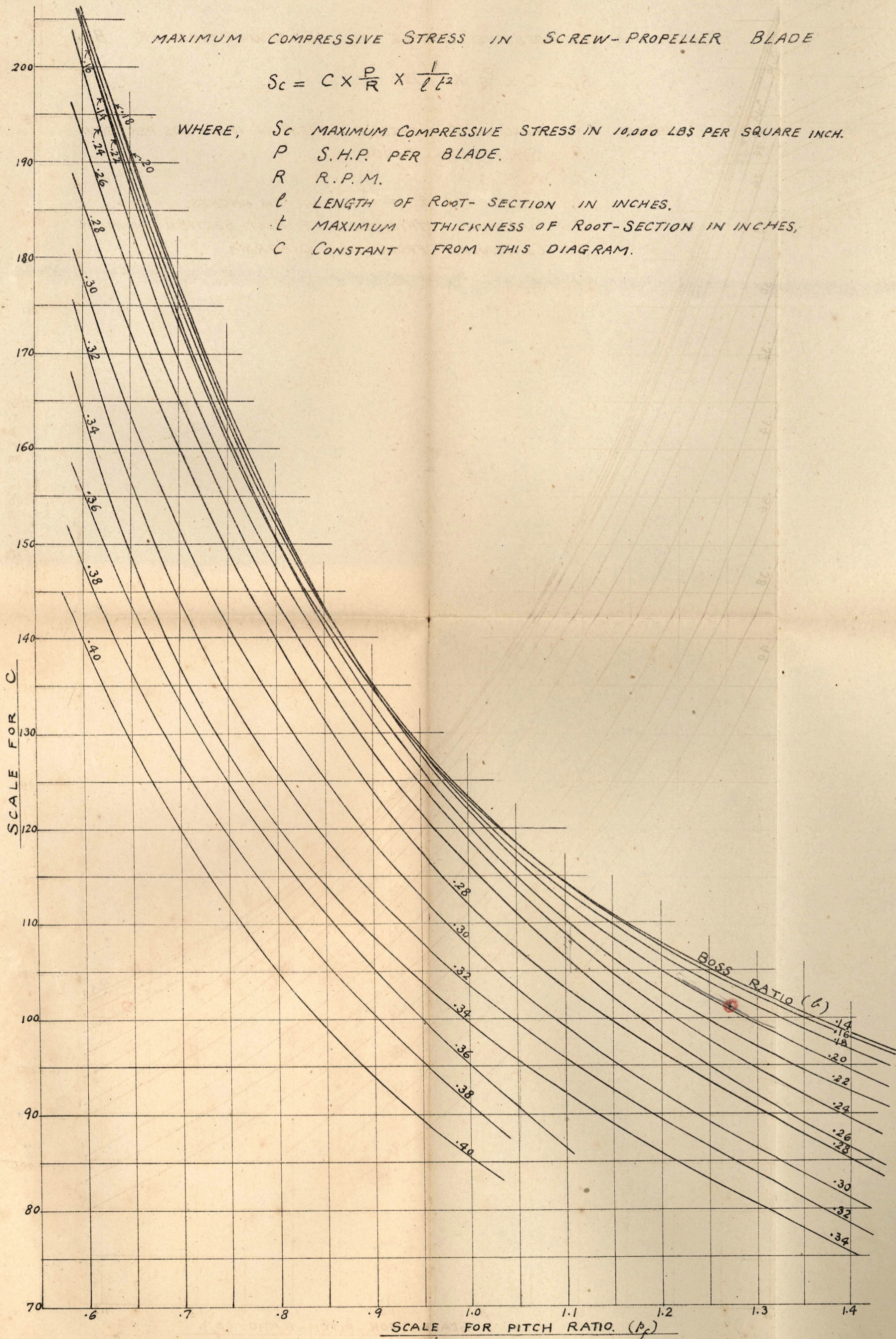


推進器

MAXIMUM COMPRESSIVE STRESS IN SCREW-PROPELLER BLADE

$$S_c = C \times \frac{P}{R} \times \frac{1}{l^2}$$

WHERE, S_c MAXIMUM COMPRESSIVE STRESS IN 10,000 LBS PER SQUARE INCH.
 P S.H.P. PER BLADE.
 R R.P.M.
 l LENGTH OF ROOT-SECTION IN INCHES.
 t MAXIMUM THICKNESS OF ROOT-SECTION IN INCHES,
 C CONSTANT FROM THIS DIAGRAM.



整 卷	理 其	
寄 贈 老 名		土井喜一
寄 年 一 卷	贈 日	40. 7. 22
	遷 字	379