



April 22, 2026

## Annual Report on JASDF fighters scramble (FY2025)

### 1. Overview

- The total number of scrambles conducted by JASDF fighters in FY2025 is 595.
- The breakdown of scrambles by country/ region including estimates was approximately 61% for Chinese aircraft, 36% for Russian aircraft, and 3% for others.
- NADF conducted 165 scrambles, CADF conducted 36 scrambles, WADF conducted 46 scrambles and SADF conducted 348 scrambles.

### 2. Trends in FY2025

- In May, a helicopter launched from the Chinese Coast Guard vessel intruded into Japan's territorial airspace around the Senkaku Islands.
- In December, a Chinese aircraft carrier sailed in the Pacific Ocean from east of main island of Okinawa to east of Amami- Oshima Island for the first time. During this activity, J-15 fighter aircraft, which launched from the Chinese aircraft carrier, intermittently illuminated F-15 fighter aircraft of JASDF with its radar while the F-15s were conducting airspace intrusion countermeasures against the aircraft.
- In the same month, Chinese and Russian military bombers conducted a long-distance joint flight. They flew from the East China Sea to the Pacific Ocean off the coast of the main island of Shikoku, passing between the main island of Okinawa and Miyako-jima Island.

### ABBREVIATIONS

JASDF: Japan's Air Self-Defense Force

F Y : fiscal year [From Apr.1 to Mar.31]

NADF : Northern Air Defense Force

CADF : Central Air Defense Force

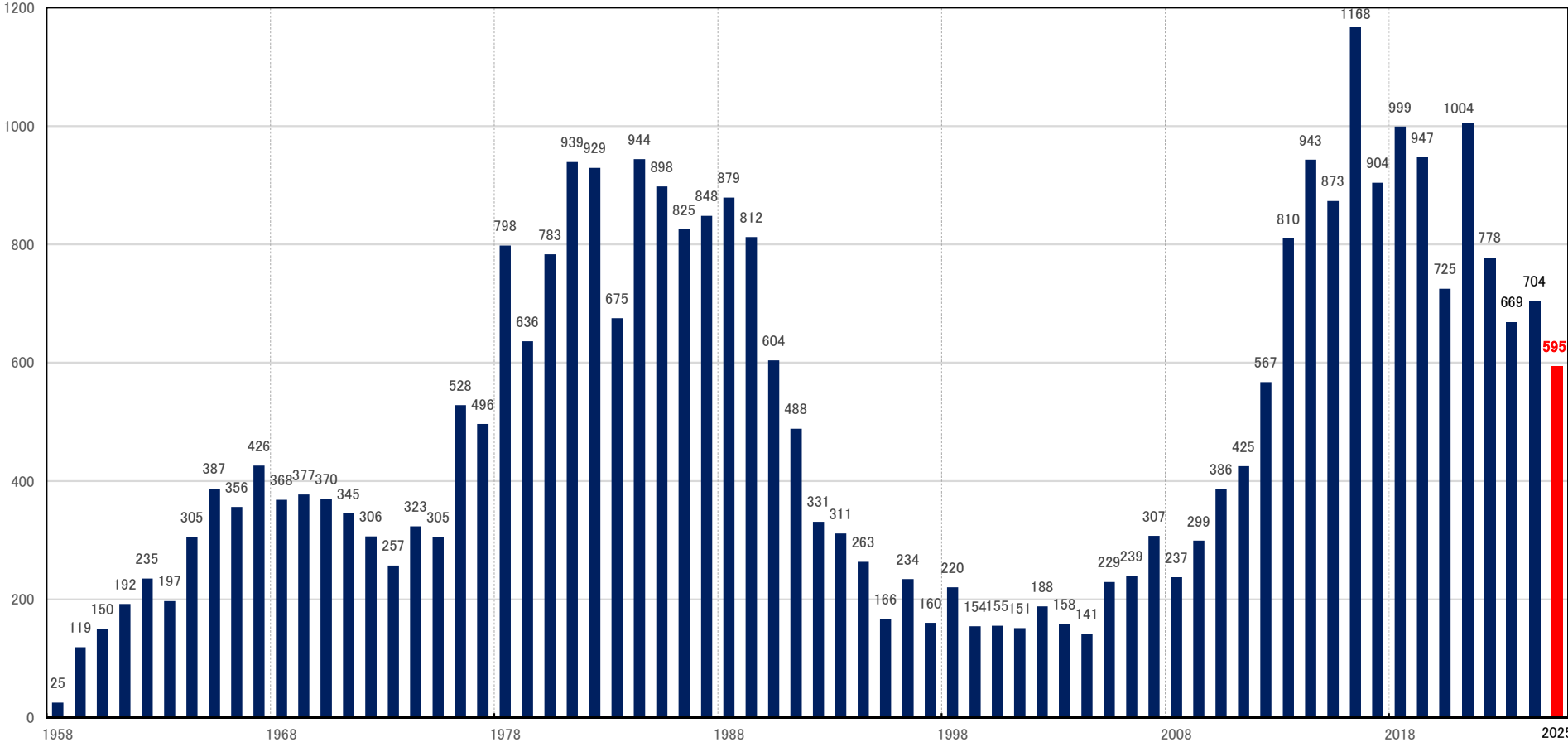
WADF : Western Air Defense Force

SADF : Southwestern Air Defense Force

# Number of Scrambles

As of March 31, 2026

(Times)

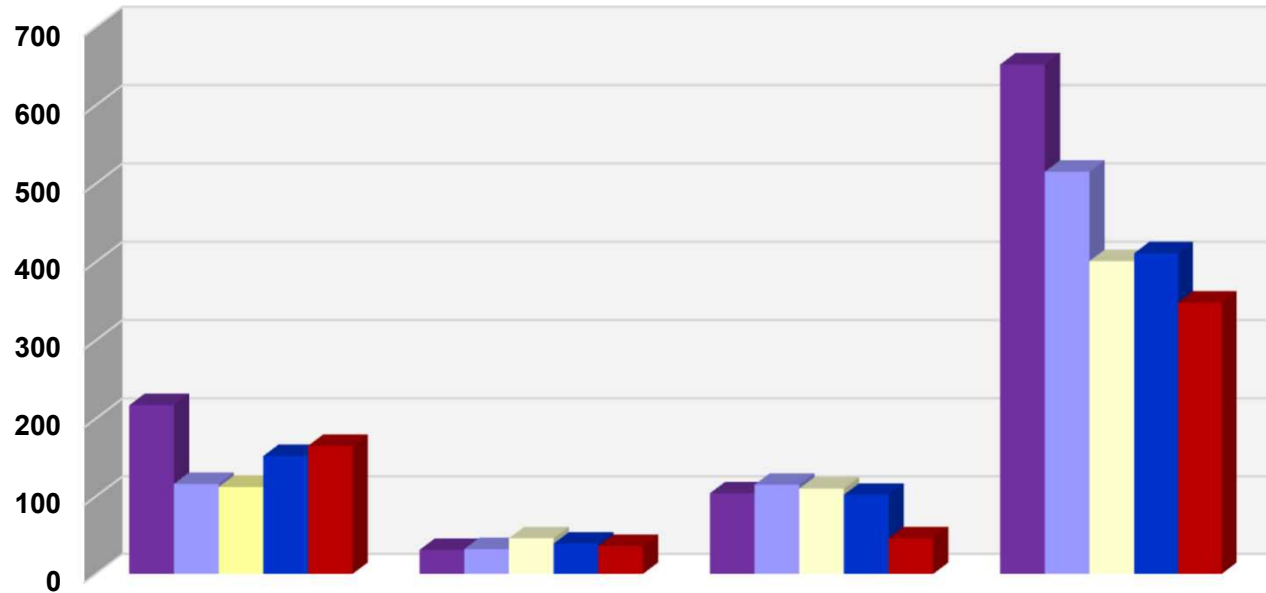


(FY)

# Details of Scrambles conducted by Air Defense Force

As of March 31, 2026

(Times)



		Northern	Central	Western	Southwestern	TOTAL
■	2021	217	31	104	652	1004
■	2022	116	32	115	515	778
■	2023	112	46	110	401	669
■	2024	152	39	102	411	704
■	2025	165	36	46	348	595

## Details of Scrambles (Countries and Regions)

As of March 31, 2026

Countries/ Regions FY	Russia	China	Taiwan	North Korea	Others	TOTAL
2021	266	722	3	0	13	1004
2022	150	575	0	0	53	778
2023	174	479	1	2	13	669
2024	237	464	0	0	3	704
2025	214	366	2	0	13	595

※ The chart includes information about presumed affiliation of spotted aircraft.

## Details of Scrambles (Quarterly)

As of March 31, 2026

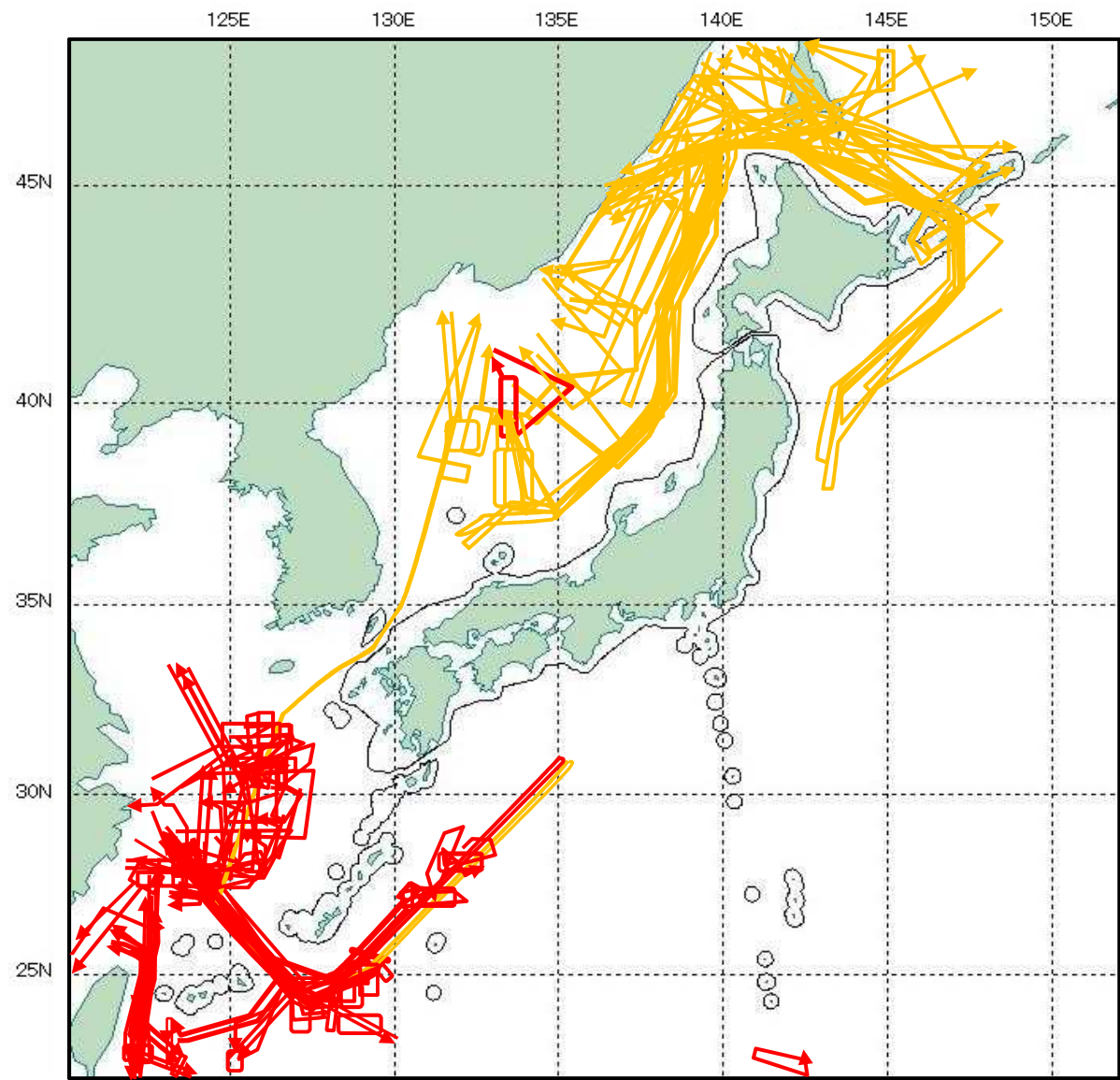
### 1 Air Defense Force

	Northern	Central	Western	Southwestern	TOTAL
1 <sup>st</sup> Quarter	27	4	8	118	157
2 <sup>nd</sup> Quarter	26	5	6	71	108
3 <sup>rd</sup> Quarter	48	12	25	98	183
4 <sup>th</sup> Quarter	64	15	7	61	147
TOTAL	165	36	46	348	595

### 2 Countries and Regions

	Russia	China	Taiwan	North Korea	Others	TOTAL
1 <sup>st</sup> Quarter	32	122	1	0	2	157
2 <sup>nd</sup> Quarter	27	76	0	0	5	108
3 <sup>rd</sup> Quarter	71	106	0	0	6	183
4 <sup>th</sup> Quarter	84	62	1	0	0	147
TOTAL	214	366	2	0	13	595

# Sample Flight Patterns of Russian Aircraft and Chinese Aircraft



→ : Chinese Aircraft      → : Russian Aircraft