



Aug 1, 2025

**Quarterly report on JASDF fighters scramble  
(The first quarter of FY2025)**

1. Overview

- The total number of scrambles conducted by JASDF fighters in the first quarter of FY2025 is 157 times. Details are as follows.
- The number of scrambles has remained high since FY2013.

Country/Region	Russia	China	Taiwan	North Korea	Others	TOTAL
Number	32 (20 %)	122 (78 %)	1 (less than 1 %)	0	2 (less than 1 %)	157

(※)The chart includes information about presumed affiliation of spotted aircraft.

2. Trends seen this quarter

- A helicopter launched from the Chinese Coast Guard vessel intruded into Japan's territorial airspace around the Senkaku Islands.
- More than 1300 times takeoffs and landings of carrier-based fighters and carrier-based helicopters from PLA aircraft carrier "Liaoning" and "Shandong" over the East China Sea and the Pacific Ocean were observed.
- Multiple Chinese aircraft, including UAVs, passed through the main island of Okinawa and Miyakojima Island.

ABBREVIATIONS

JASDF: Japan Air Self-Defense Force

FY: fiscal year [From Apr.1 to Mar.31]

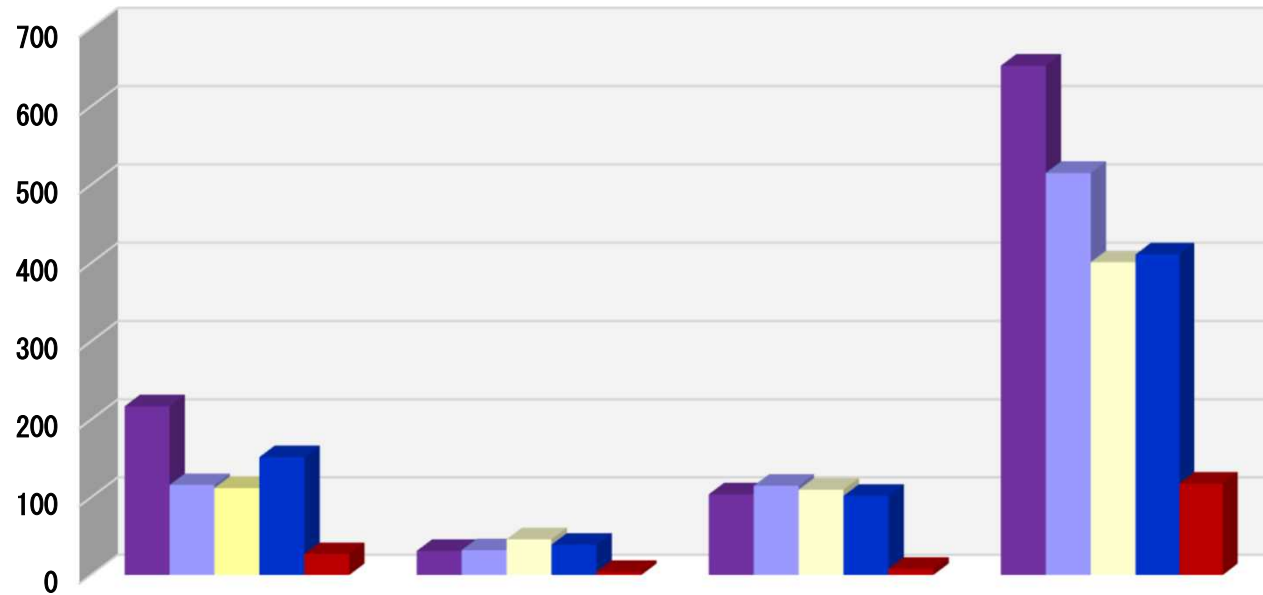
PLA: People's Liberation Army






UAV: unmanned aerial vehicle

## Details of Scrambles conducted by Air Defense Command

As of June 30, 2025

(Times)



		Northern		Central		Western		Southwestern		TOTAL	
		FY	1 <sup>st</sup> Quarter	FY	1 <sup>st</sup> Quarter	FY	1 <sup>st</sup> Quarter	FY	1 <sup>st</sup> Quarter	FY	1 <sup>st</sup> Quarter
	2 0 2 1	217	44	31	2	104	11	652	85	1004	142
	2 0 2 2	116	45	32	5	115	33	515	152	778	235
	2 0 2 3	112	48	46	18	110	26	401	146	669	238
	2 0 2 4	152	44	39	5	102	28	411	82	704	159
	2 0 2 5	—	27	—	4	—	8	—	118	—	157

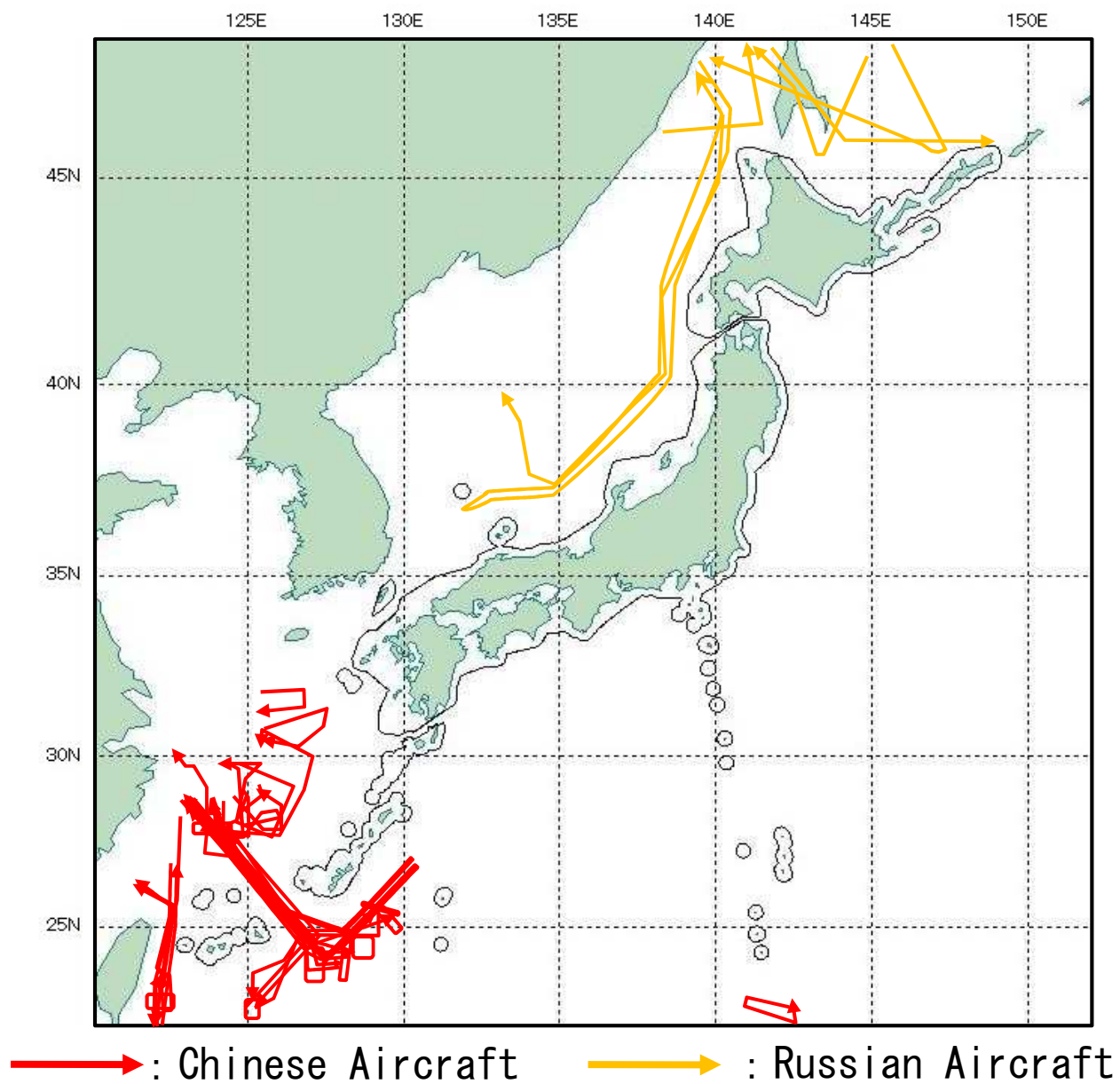
## Details of Scrambles ( Country and Region)

As of June 30, 2025

Country/ Region  FY	Russia		China		Taiwan		North Korea		Others		TOTAL	
	FY	1st Quarter	FY	1st Quarter	FY	1st Quarter	FY	1st Quarter	FY	1st Quarter	FY	1st Quarter
2 0 2 1	266	48	722	94	3	0	0	0	13	0	1004	142
2 0 2 2	150	58	575	171	0	0	0	0	53	6	778	235
2 0 2 3	174	73	479	157	1	1	2	0	13	7	669	238
2 0 2 4	237	52	464	105	0	0	0	0	3	2	704	159
2 0 2 5	—	32	—	122	—	1	—	0	—	2	—	157

※ The chart includes information about presumed affiliation of spotted aircraft.

## Flight Patterns of Russian Aircraft and Chinese Aircraft (e.g.)



# Number of Scrambles

As of March 31, 2025

(Times)

