

April 17, 2025

Report on JASDF fighters scramble (FY2024)

1. Overview

- As of Mar. 31, 2024, the total number of scrambles conducted by JASDF fighters in FY2024 is 704 times. Details of each scramble are as follows.
- The number of scrambles has remained high since FY2013.

Countries/Regions	Russia	China	Taiwan	North Korea	Others	TOTAL
Number	237 (34 %)	464 (66 %)	0	0	3 (less than 1 %)	704

(※)The chart includes information about presumed affiliation of spotted aircraft.

2. Trends seen FY2024

- PLA Y-9 intelligence gathering aircraft intruded into the airspace above the Japanese territorial waters off the coast of Danjo Islands, Nagasaki Prefecture for the first time as a PLA aircraft.
- AFRF IL-38 patrol aircraft intruded into the airspace above the Japanese territorial waters north of Rebun Island of Hokkaido three times a day, and JASDF fighters used flares to warn the AFRF aircraft.
- Two new types of Chinese UAV were initially identified (WL-10/GJ-2).
- PLA and AFRF bombers conducted a long-distance joint flight over the Sea of Japan, East China Sea, and Pacific Ocean for two days.
- Russian Tu-95 bombers flew over the Sea of Japan for four times.

ABBREVIATIONS

JASDF: Japan's Air Self-Defense Force

F Y : fiscal year [From Apr.1 to Mar.31]

P L A : People's Liberation Army

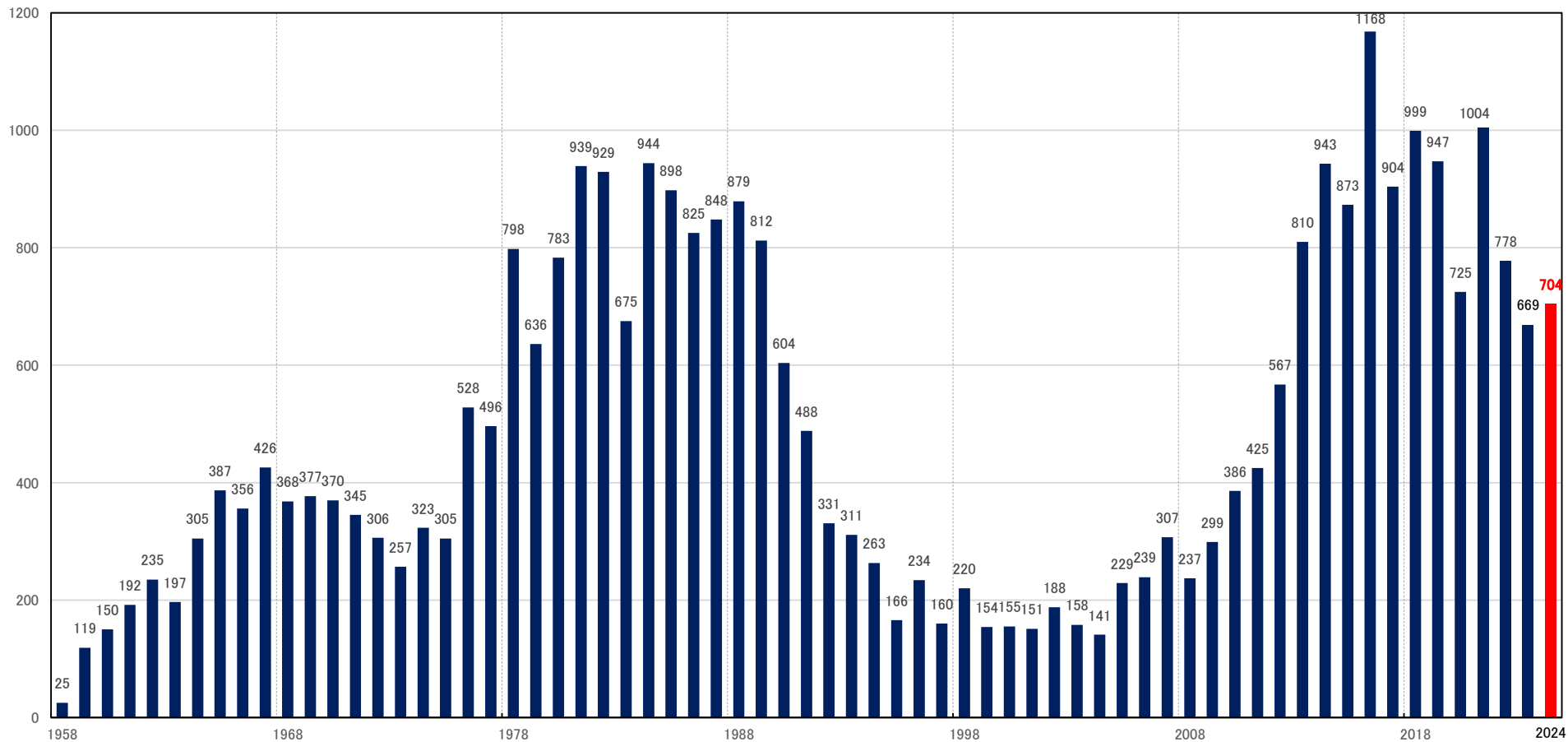
A F R F : Armed Forces of the Russian Federation

U A V: unmanned aerial vehicle

Number of Scrambles

As of March 31, 2025

(Times)

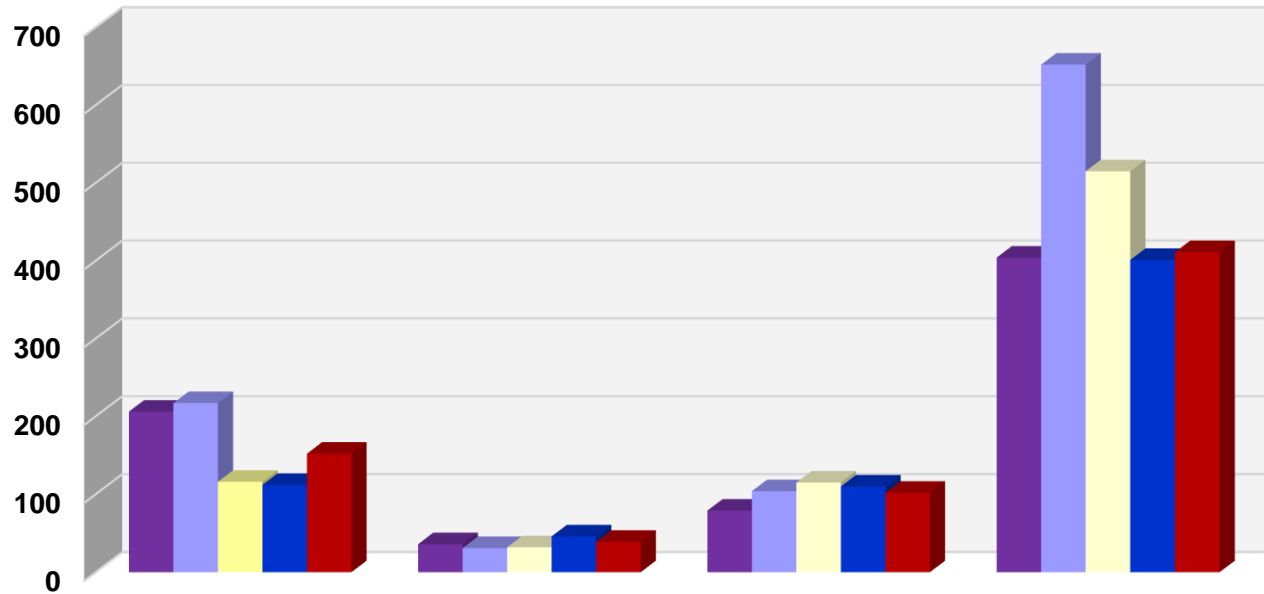







(FY)

Details of Scrambles conducted by Air Defense Force

As of March 31, 2025

(Times)



		Northern	Central	Western	Southwestern	TOTAL
	2 0 2 0	206	36	79	404	725
	2 0 2 1	217	31	104	652	1004
	2 0 2 2	116	32	115	515	778
	2 0 2 3	112	46	110	401	669
	2 0 2 4	152	39	102	411	704

Details of Scrambles (Countries and Regions)

As of March 31, 2025

<div>Countries/ Regions</div> FY	Russia	China	Taiwan	North Korea	Others	TOTAL
2020	258	458	0	0	9	725
2021	266	722	3	0	13	1004
2022	150	575	0	0	53	778
2023	174	479	1	2	13	669
2024	237	464	0	0	3	704

※ The chart includes information about presumed affiliation of spotted aircraft.

Details of Scrambles (Quarterly)

1 Air Defense Force

As of March 31, 2025

	Northern	Central	Western	Southwestern	TOTAL
1 st Quarter	44	5	28	82	159
2 nd Quarter	46	7	17	129	199
3 rd Quarter	32	13	26	92	163
4 th Quarter	30	14	31	108	183
TOTAL	152	39	102	411	704

2 Countries and Regions

	Russia	China	Taiwan	North Korea	Others	TOTAL
1 st Quarter	52	105	0	0	2	159
2 nd Quarter	62	137	0	0	0	199
3 rd Quarter	59	103	0	0	1	163
4 th Quarter	64	119	0	0	0	183
TOTAL	237	464	0	0	3	704

Flight Patterns of Russian Aircraft and Chinese Aircraft (Ex)

