



## JOINT STAFF PRESS RELEASE

<http://www.mod.go.jp/js/>

Jan 20, 2017

### Statistics on Scrambles up to the Third Quarter of FY2016

#### 1. Overall

Air Self-Defense Force (ASDF) aircraft scrambled 883 times up to the third quarter of FY2016, which marked an increase of 316 times compared to the same period of the previous fiscal year.

The breakdown of scrambles by country and region is as follows: about 73% against Chinese aircraft; about 26% against Russian aircraft; and about 1% against aircraft from other countries and regions. However, they include presumptions.

#### 2. Break down of Scrambles by Regional Air Defense Force

UP to the third quarter of FY2016, fighter jets of the Northern Air Defense Force were scrambled 206 times, those of the Central Air Defense Force 20 times, those of the Western Air Defense Force 47 times, and those of the Southwestern Composite Air Division 608 times.

Compared to the same period of the previous fiscal year, the number of scrambles by the Northern Air Defense Force and the Southwestern Composite Air Division were increased, the Central Air Defense Force and the Western Air Defense Force were decreased.

#### 3. Characteristics of Responses up to the third Quarter of FY2016

ASDF fighter jets were scrambled for a total of 644 times against Chinese aircraft, which marked an increase of 271 times compared to the same period of FY2015. In the third quarter of FY2015, eleven cases were made public as unusual flights including long-range flights from the East China Sea over to the Pacific

ASDF fighter jets were scrambled 231 times against Russian aircraft, an increase of 48 times compared to the same period of FY2015.

In the third quarter of FY2016, two cases, including a flight around the Senkaku Islands of Japan, were made public as unusual flights.

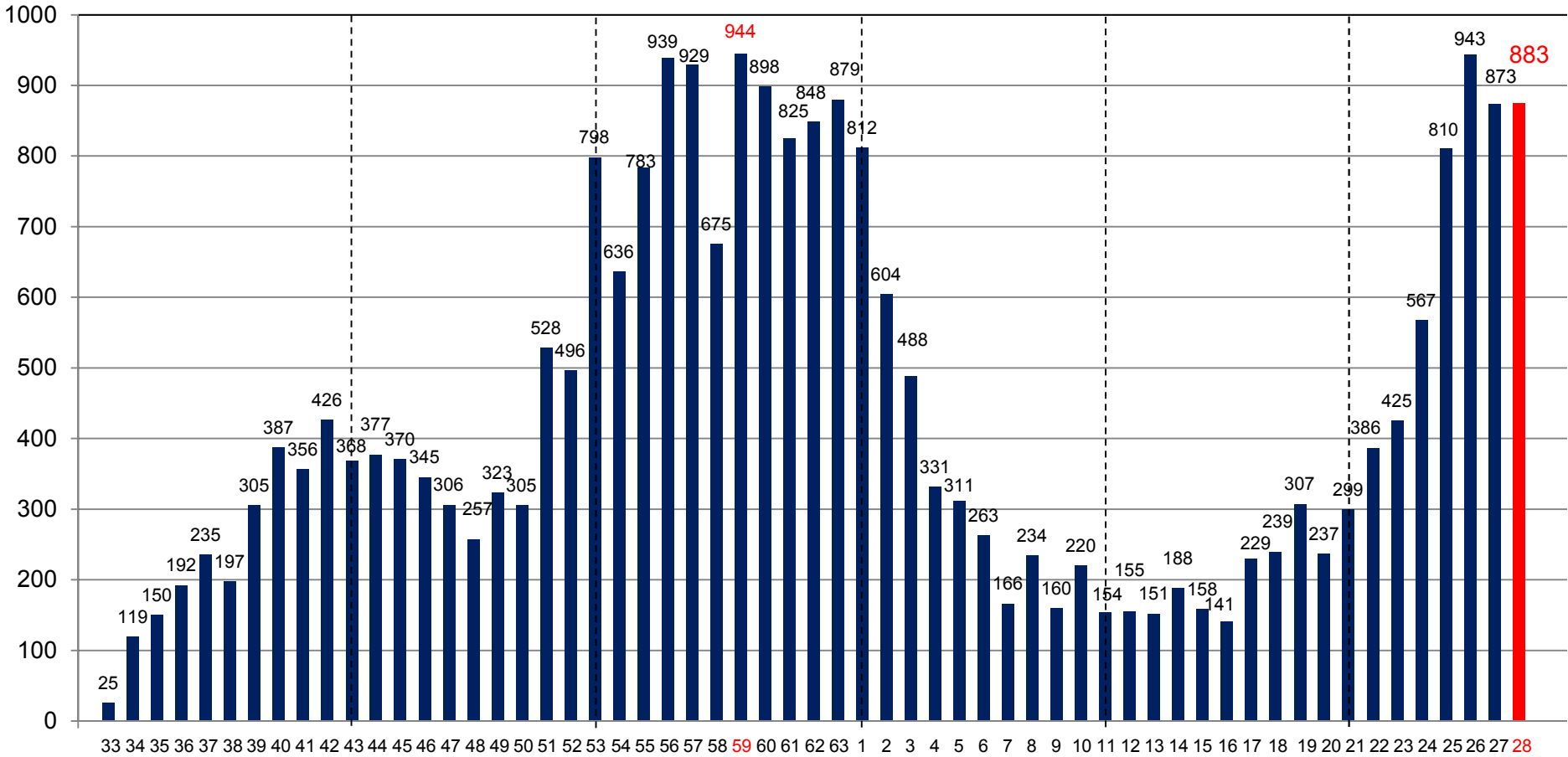
A large number of scrambles were conducted against Chinese fighter aircraft and Russian intelligence aircraft compared to other types of aircraft of the respective countries. However, they include presumptions.

The above data was collected between April 1, 2016 and December 31, 2016.

# Number of Scrambles by Fiscal Year

(As of December 31, 2016)

(Times)



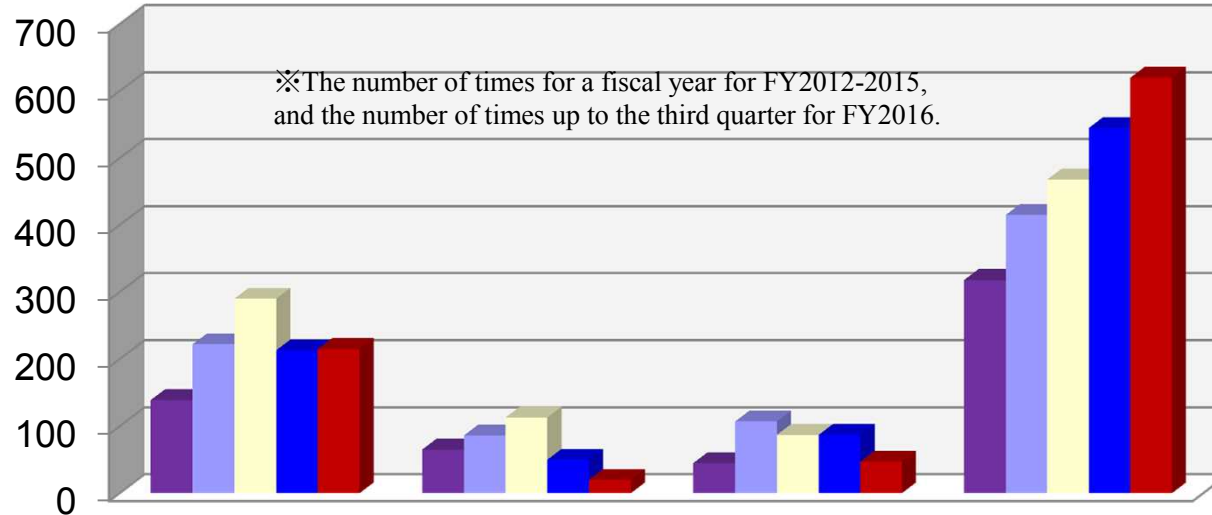
※The cumulative total for a fiscal year up to FY2015, and the number of times up to the third quarter for FY2016.

(FY)

## Number of Scrambles by Regional Air Defense Force (Past Five Years)

(As of December 31, 2016)

(Number of times)



		Northern Air Defense Force		Central Air Defense Force		Western Air Defense Force		Southwestern Composite Air Division		Total	
		FY	Up to Q3	FY	Up to Q3	FY	Up to Q3	FY	Up to Q3	FY	Up to Q3
<span style="color: purple;">■</span>	FY24	139	100	65	49	45	34	318	166	567	349
<span style="color: blue;">■</span>	FY25	222	158	86	60	100	50	402	295	810	563
<span style="color: yellow;">■</span>	FY26	286	213	102	87	87	65	468	379	943	744
<span style="color: blue;">■</span>	FY27	205	136	50	25	87	54	531	352	873	567
<span style="color: red;">■</span>	FY28		208		20		47		608		883

## Number of Scrambles by Country/Region (Past Five Years)

(As of December 31, 2016)

Country/ Region FY	Russia		China		Taiwan		North Korea		Other Countries		Total	
	FY	Up to Q3	FY	Up to Q3	FY	Up to Q3	FY	Up to Q3	FY	Up to Q3	FY	Up to Q3
24	248	180	306	160	1	0	0	0	12	9	567	349
25	359	246	415	287	1	1	9	9	26	20	810	563
26	473	369	464	371	1	0	0	0	5	4	943	744
27	288	183	571	373	2	1	0	0	12	10	873	567
28	—	231	—	644	—	6	—	0	—	2	—	883

※ The number of times of scrambles by country/region includes some unconfirmed cases.

## Number of Scrambles by Quarter (FY2016)

### 1. Number of Scrambles by Regional Air Defense Force

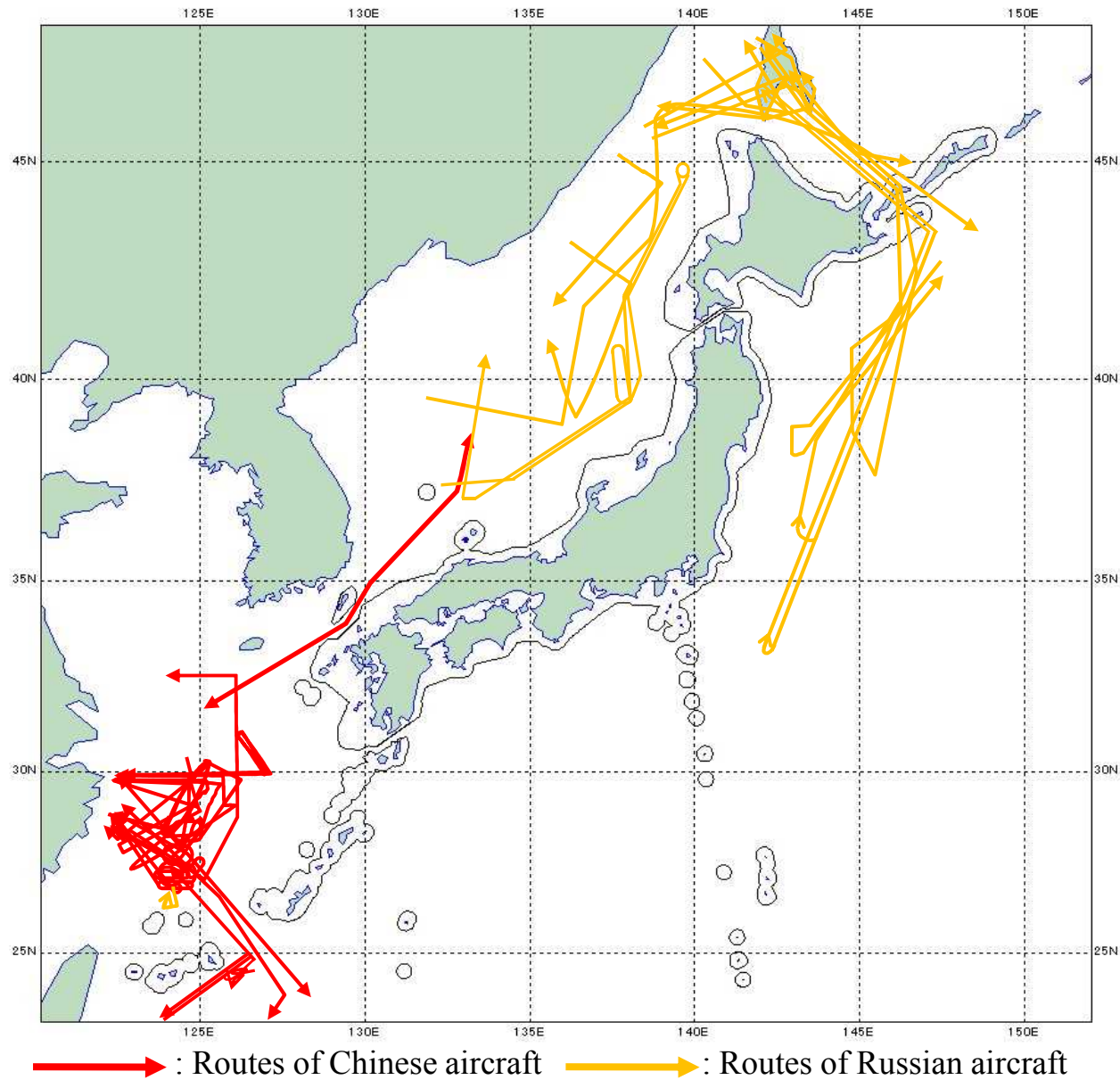
(As of December 31, 2016)

	Northern Air Defense Force	Central Air Defense Force	Western Air Defense Force	Southwestern Composite Air Division	Total
First Quarter	72	5	11	193	281
Second Quarter	89	12	23	189	313
Third Quarter	47	3	13	226	289
Total	208	20	47	608	883




### 2. Number of Scrambles by Country/Region

	Russia	China	Taiwan	North Korea	Other Countries	Total
First Quarter	78	199	3	0	1	281
Second Quarter	102	208	2	0	1	313
Third Quarter	51	237	1	0	0	289
Total	231	644	6	0	2	883

## Flight Pattern Examples of Russian and Chinese Aircraft Subject to Scrambles



## List of Cases Made Public in FY2016 (First Quarter)

	Date	Nationality of Aircraft, etc.	Behavior Description	Photo
1	Wednesday, April 20, 2016	China Y-8 One aircraft	Round-trip flights between the East China Sea and the Pacific Ocean	
2	Monday, July 27, 2016	Russia IL-38 Two aircraft	Long-range flight over the Pacific Ocean from Karafuto (Sakhalin) to off Tohoku	
3	Tuesday, July 28, 2016	Russia IL-38 Two aircraft	Long-range flight over the Pacific Ocean from off Nemuro, Hokkaido to off Tohoku	

## List of Cases Made Public in FY2016 (Second Quarter①)


	Date	Nationality of Aircraft, etc.	Behavior Description	Photo
4	Friday, July 15, 2016	Russia Su-24 One aircraft	Flew over the Sea of Japan from off Hokkaido to off Hokuriku	
5	Thursday, August 18, 2016	China Y-8 One aircraft	Round-trip flights between the East China Sea and the Sea of Japan	
6		China H-6 Two aircrafts		
7	Friday, August 19, 2016	China Y-8 One aircraft	Round-trip flights between the East China Sea and the Sea of Japan	
8		China H-6 Two aircrafts		
9		Russia Tu-95 Four aircrafts	Long-range flight over the Pacific Ocean passing through Soya Channel from the Sea of Japan	
10	Wednesday, September 21, 2016	Russia Tu-142 Two aircrafts	Flew over the Sea of Japan from off Hokuriku to off Hokkaido	







## List of Cases Made Public in FY2016 (Second Quarter②)

	Date	Nationality of Aircraft, etc.	Behavior Description	Photo
11	Sunday, September 25, 2016	China H-6 Four aircrafts	Round-trip flights between the East China Sea and the Pacific Ocean	
12		China Tu-154 aircraft One aircraft		
13		China Y-8 aircraft One aircraft		
14		Presumed China Two aircrafts		





## List of Cases Made Public in FY2016 (Third Quarter ①)

	Date	Nationality of Aircraft, etc.	Behavior Description	Photo
15	Sunday, October 27, 2016	China Y-8 aircraft One aircraft	Round-trip flights between the East China Sea and the Pacific Ocean	
16		China Y-9 One aircraft		
17	Thursday, November 3, 2016	Russia Tu-142 Two aircraft	Round-trip flights between the Sea of Japan off Hokkaido and the Pacific Ocean off Kanto	
18	Tuesday, November 22, 2016	Russia Ka-27 One aircraft	Flight around the Senkaku Islands	

## List of Cases Made Public in FY2016 (Third Quarter ②)

	Date	Nationality of Aircraft, etc.	Behavior Description	Photo
19	Friday, November 25, 2016	China Su-30 Two aircraft	Round-trip flights between the East China Sea and the Pacific Ocean	
20		China H-6 Two aircrafts	Flew over the Pacific Ocean to the East China Sea	
21		China Tu-154 aircraft One aircraft		
22		China Y-8 aircraft One aircraft		

## List of Cases Made Public in FY2016 (Third Quarter ③)

	Date	Nationality of Aircraft, etc.	Behavior Description	Photo
23	Saturday, December 10, 2016	China Su-30 Two aircraft	Round-trip flights between the East China Sea and the Pacific Ocean	
24		China H-6 Two aircrafts	Flew over the East China Sea to the Pacific Ocean	
25		China Tu-154 aircraft One aircraft		
26		China Y-8 aircraft One aircraft		
27	Sunday, December 25, 2016	China Z-9 aircraft One aircraft	Flight near the Miyakojima airspace	