



July 5, 2016

Statistics on Scrambles during the First Quarter of FY2016

1. Overall

ASDF aircraft scrambled 281 times during the first quarter of FY2016, which marked an increase of 108 times compared to the same period of the previous fiscal year.

The breakdown of scrambles by country and region is as follows: about 71% against Chinese aircraft; about 28% against Russian aircraft; and about 1% against aircraft from other countries and regions. However, they include presumptions.

2. Break down of Scrambles by Regional Air Defense Force

During the first quarter of FY2016, Northern Air Defense Force aircraft scrambled 72 times, Central Air Defense Force aircraft scrambled 5 times, Western Air Defense Force aircraft scrambled 11 times, and Southwestern Composite Air Division aircraft scrambled 193 times.

Compared to the same period of the previous fiscal year, the number of scrambles by all Regional Air Defense Forces except the Central Air Defense Force increased.

3. Characteristics of Responses through the First Quarter of FY2015

ASDF aircraft scrambled against Chinese aircraft a total of 199 times, which marked an increase of 85 times compared to the same period of the previous fiscal year. Activities of Chinese aircraft have been expanding and accelerating.

ASDF aircraft scrambled against Russian aircraft a total of 78 times, which marked an increase of 21 times compared to the same period of the previous fiscal year.

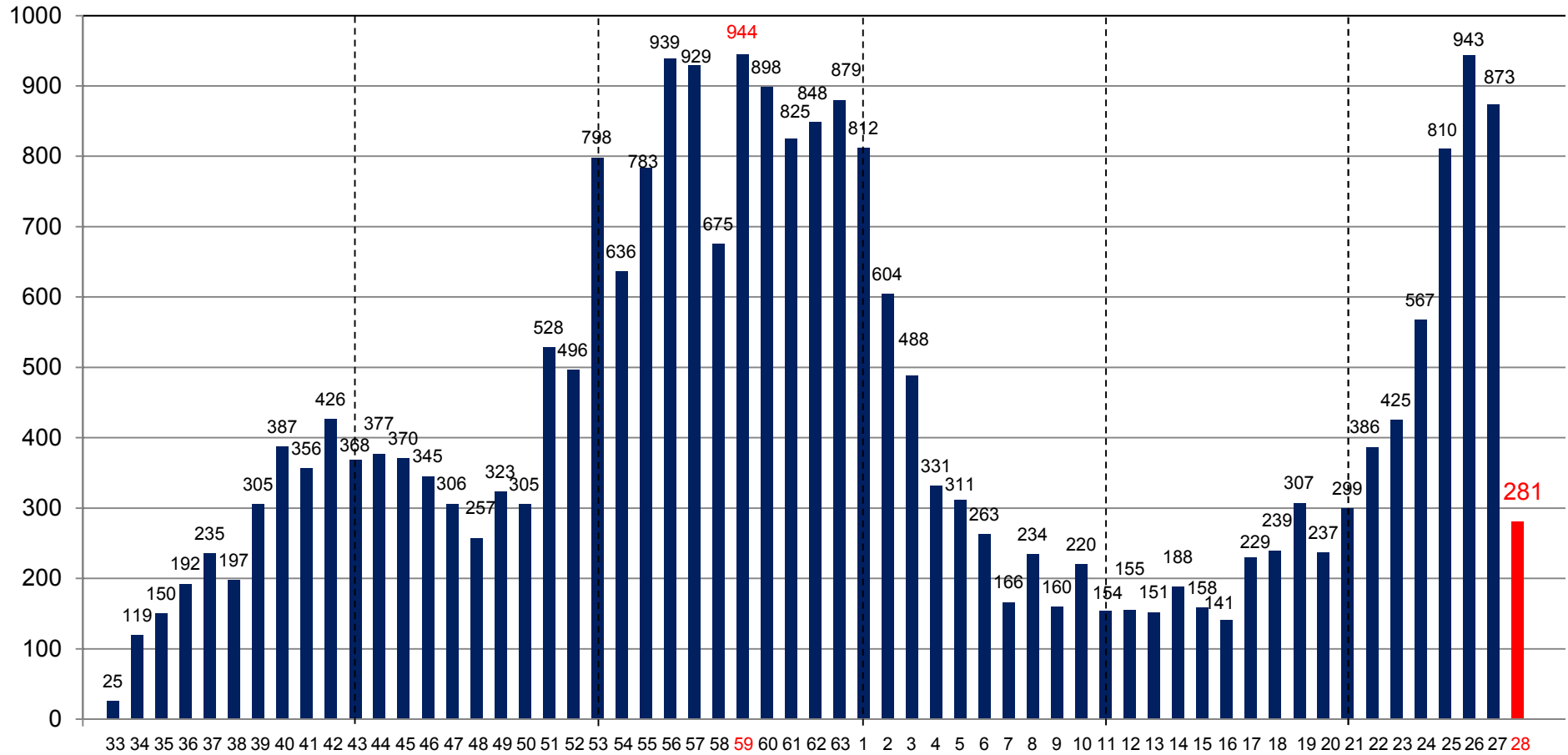
There were no cases of the detection of airspace intrusion to be made public during the first quarter.

Scrambles against Chinese fighter aircraft and surveillance aircraft and Russian fighter aircraft were high in frequency compared to other types of aircraft of the respective countries. However, they include presumptions.

These data were collected between April 1, 2016, and June 30, 2016.

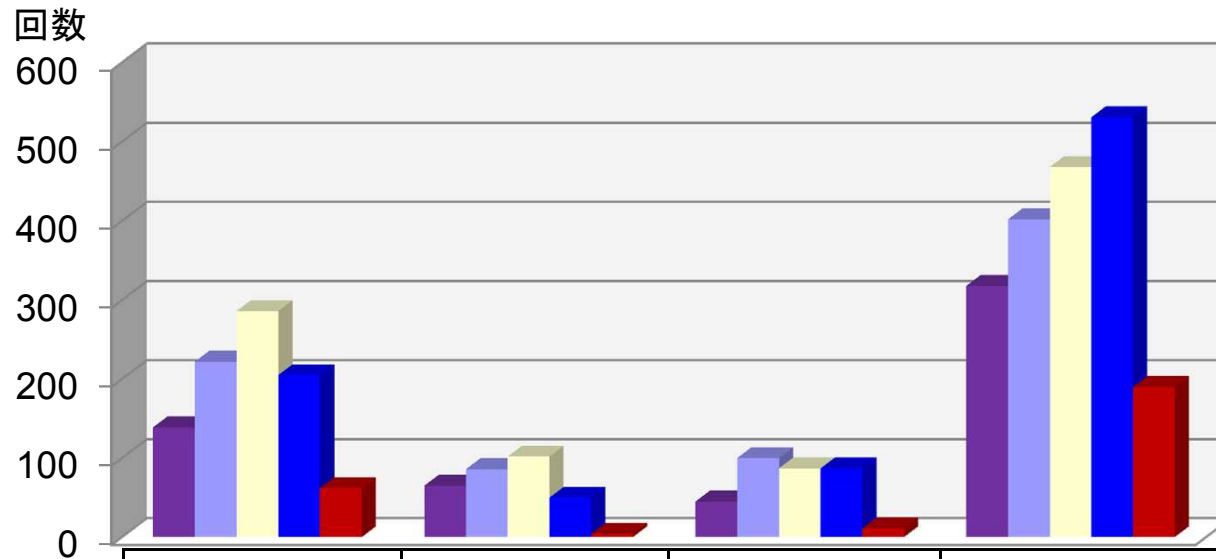
Number of Scrambles by Fiscal Year

(Times)



※The number of scrambles FY28 is 1st Quarter (FY)

Number of Scrambles by Regional Air Defense Force (Past Five Years)



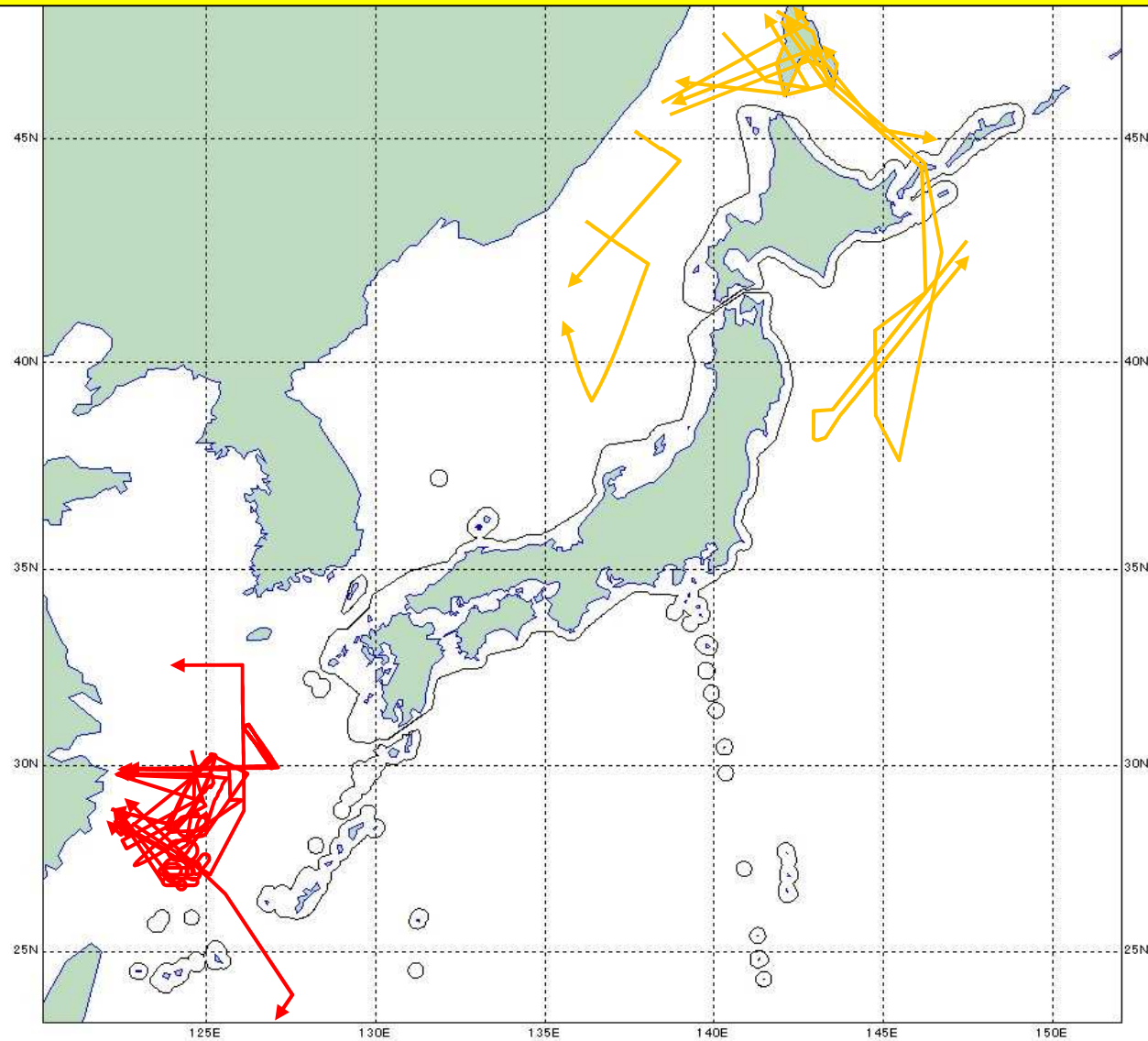
		Northern Air Defense Force		Central Air Defense Force		Western Air Defense Force		Southwestern Composite Air Division		Total	
		FY	1st Quarter	FY	1st Quarter	FY	1st Quarter	FY	1st Quarter	FY	1st Quarter
■	FY24	139	39	65	12	45	12	318	19	567	82
■	FY25	222	20	86	14	100	6	402	75	810	115
■	FY26	286	113	102	65	87	58	468	104	943	340
■	FY27	205	48	50	6	87	9	531	110	873	173
■	FY28	—	72	—	5	—	11	—	193	—	281

Number of Scrambles by Country and Region (Past Five Years)

Country and Region FY	Russia		China		Taiwan		North Korea		Other countries		Total	
	FY	1 st Quarter	FY	1 st Quarter	FY	1 st Quarter	FY	1 st Quarter	FY	1 st Quarter	FY	1 st Quarter
24	248	62	306	15	1	0	0	0	12	5	567	82
25	359	31	415	69	1	0	9	9	26	6	810	115
26	473	235	464	104	1	0	0	0	5	1	943	340
27	288	57	571	114	2	0	0	0	12	2	873	173
28	—	78	—	199	—	3	—	0	—	1	—	281

※ Number of Scrambles by Country and Region include some unconfirmed cases

Example Flight Patterns of Russian and Chinese Aircraft to Which Scrambles Responded



→ : Route of Chinese aircraft

→ : Route of Russian aircraft

List of Cases Made Public in FY2016 (First Quarter)

	Date	Nationality of Aircraft, etc.	Behavior Description	Photo
1	Wednesday, April 20, 2016	China Y-8 One aircraft	Round-trip flights between the East China Sea and the Pacific Ocean	
2	Monday, July 27, 2016	Russia IL-38 Two aircraft	Long-range flight over the Pacific Ocean from Karafuto (Sakhalin) to off Tohoku	
3	Tuesday, July 28, 2016	Russia IL-38 Two aircraft	Long-range flight over the Pacific Ocean from off Nemuro, Hokkaido to off Tohoku	