



July 15, 2015

Statistics on Scrambles during the First Quarter of FY2015

1. Overall

ASDF aircraft scrambled 173 times during the first quarter of FY2015, which marked a significant decrease of 167 times compared to the same period of the previous fiscal year.

The breakdown of scrambles by country and region is as follows: about 33% against Russian aircraft; about 66% against Chinese aircraft; and about 1% against aircraft from other countries and regions. However, they include presumptions.

2. Break down of Scrambles by Regional Air Defense Force

During the first quarter of FY2015, Northern Air Defense Force aircraft scrambled 48 times, Central Air Defense Force aircraft scrambled 6 times, Western Air Defense Force aircraft scrambled 9 times, and Southwestern Composite Air Division aircraft scrambled 110 times.

Compared to the same period of the previous fiscal year, the number of scrambles by the Southwestern Composite Air Division increased, while the number of scrambles by the other Regional Air Defense Forces decreased significantly.

3. Characteristics of Responses through the First Quarter of FY2015

ASDF aircraft scrambled against Russian aircraft a total of 57 times, which marked a significant decrease of 178 times compared to the same period of the previous fiscal year.

ASDF aircraft scrambled against Chinese aircraft a total of 114 times, which marked an increase of 10 times compared to the same period of the previous fiscal year.

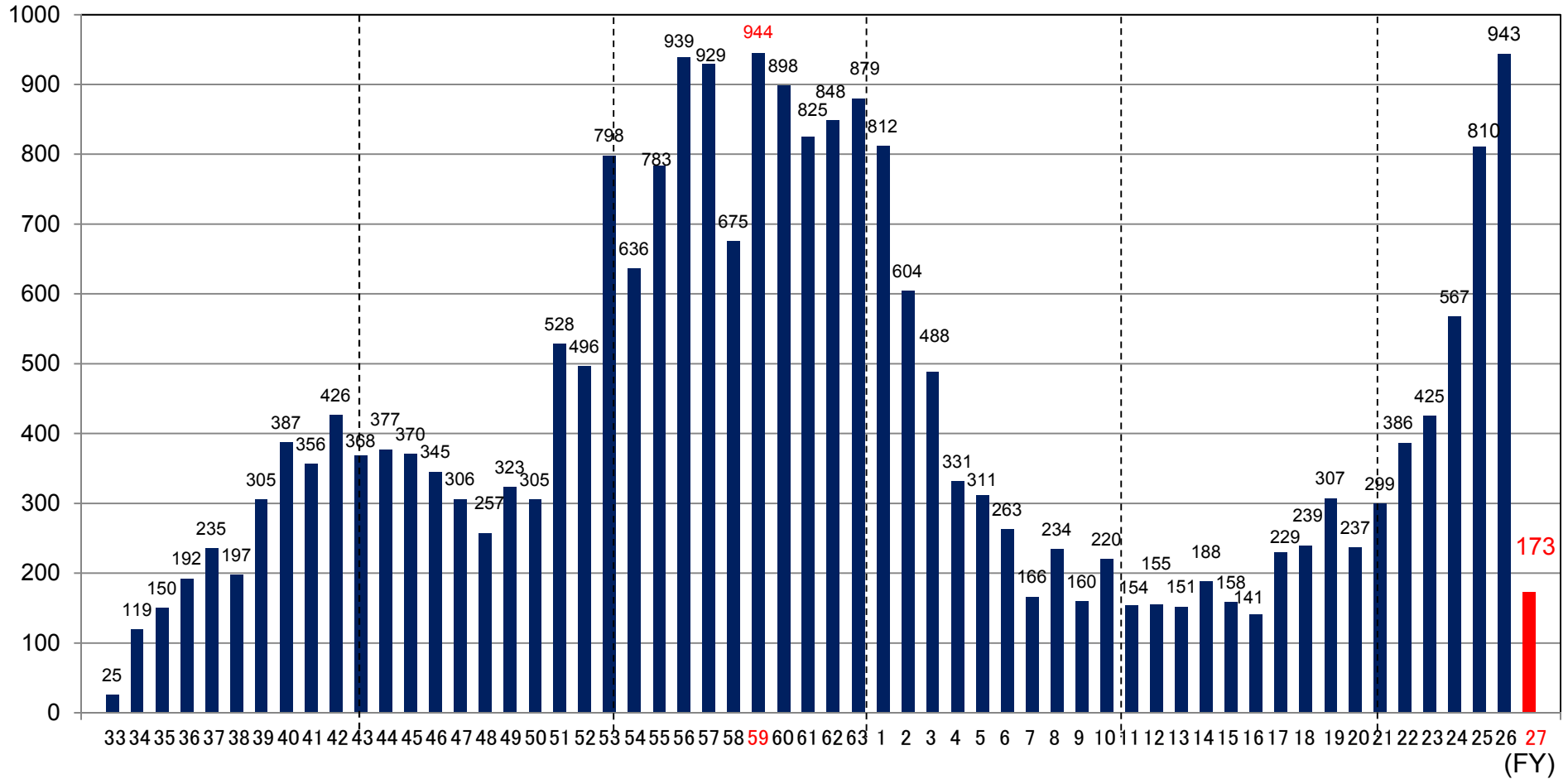
There were no cases of the detection of airspace intrusion to be made public during the first quarter.

Scrambles against Russian surveillance aircraft and Chinese fighter aircraft were high in frequency compared to other types of aircraft of the respective countries. However, they include presumptions.

These data were collected between April 1, 2015 and June 30, 2015.

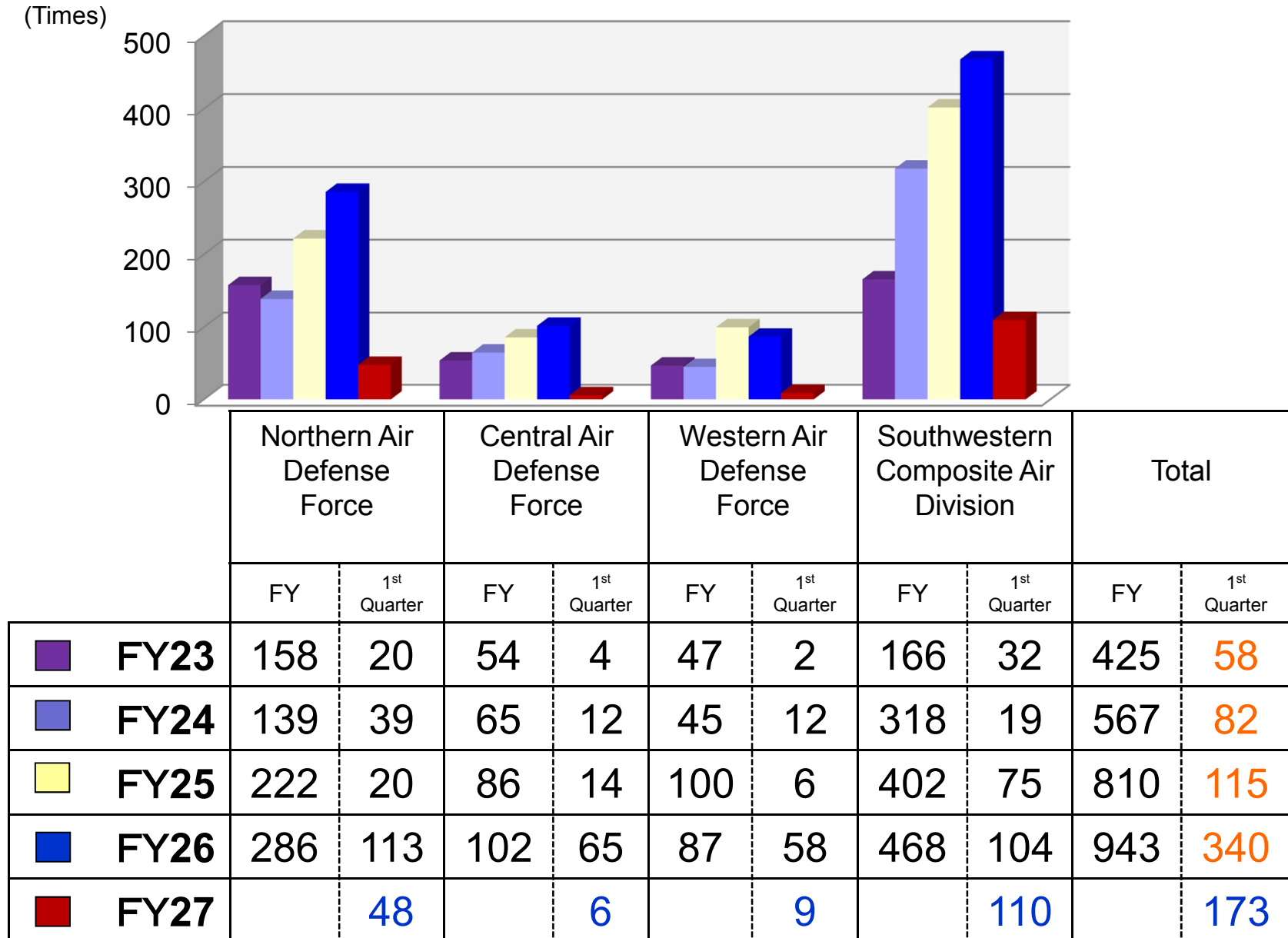
Number of Scrambles by Fiscal Year

(Times)



※The number of scrambles FY27 is 1st Quarter

Number of Scrambles by Regional Air Defense Force (Past Five Years)



Number of Scrambles by Country and Region (Past Five Years)

Country and Region FY	Russia		China		Taiwan		North Korea		Other countries		Total	
	FY	1 st Quarter	FY	1 st Quarter	FY	1 st Quarter	FY	1 st Quarter	FY	1 st Quarter	FY	1 st Quarter
23	247	24	156	27	5	2	0	0	17	5	425	58
24	248	62	306	15	1	0	0	0	12	5	567	82
25	359	31	415	69	1	0	9	9	26	6	810	115
26	473	235	464	104	1	0	0	0	5	1	943	340
27		57		114		0		0		2		173

※ Number of Scrambles by Country and Region include some unconfirmed cases

Number of Scrambles by Quarter

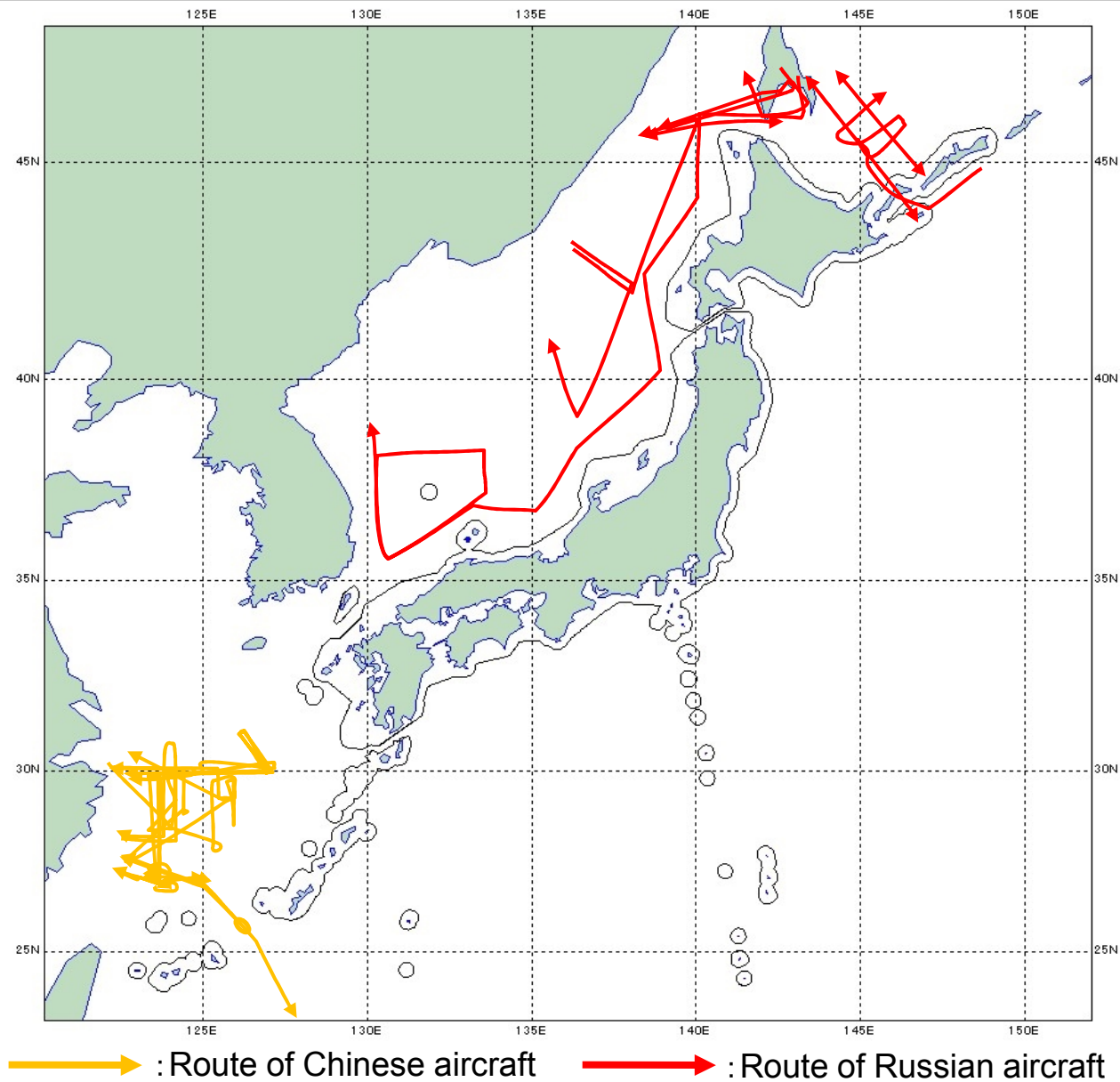
1 Number of Scrambles by Regional Air Defense Force

	Northern Air Defense Force	Central Air Defense Force	Western Air Defense Force	Southwestern Composite Air Division	Total
1 st Quarter	113	65	58	104	340
2 nd Quarter	76	8	3	106	193
3 rd Quarter	24	14	4	169	211
4 th Quarter	73	15	22	89	199
Total	286	102	87	468	943


2 Number of Scrambles by Country and Region

	Russia	China	Taiwan	North Korea	Other countries	Total
1 st Quarter	235	104	0	0	1	340
2 nd Quarter	89	103	0	0	1	193
3 rd Quarter	45	164	0	0	2	211
4 th Quarter	104	93	1	0	1	199
Total	473	464	1	0	5	943

Example Flight Patterns of Russian and Chinese Aircraft to Which Scrambles Responded



List of Cases Made Public in FY2015 (First Quarter)

	Date	Nationality of Aircraft, etc.	Behavior Description	Photo
1	Thursday, April 2, 2015	Russia Su-24 fighter-bomber One aircraft	Flew over the Sea of Japan from off Hokkaido to off Hokuriku	
2	Thursday, May 21, 2015	China H-6 bomber Two aircraft	Round-trip flights between the East China Sea and the Pacific Ocean	